

# Lammetal

22. bis 25. Mai 2025

## Classic

EINTRITT FREI



### Prüfungsstart:

22. Mai - 25. Mai

08.00 Uhr bis Open End

Ob Frühstück, Mittagstisch, Kuchen oder Abendbuffet – die **Miara Ranch** verwöhnt euch das ganze Wochenende. Weitere Infos findet ihr auf unserer Internetseite.

### Austragungsort:

 **Pferdesportzentrum  
Lammetal**

Therapie - Pädagogik - Sport - Integration

Kleberkamp 2  
31195 Lamspringe

Catering:  **Miara Ranch**  
Das inklusive Restaurant

# Organisation



Veranstalter:	Reitsportverein Lammetal e.V.
Showmanager:	Markus Voß
Show Office:	Stefanie Schulz
	Telefon: +49 (0)151/5028102
Richter:	Johanna Poek & Pierre Ouellet
Ringstewards:	Regina Kollmann & Sharon Gage
Doorman:	Lea May
Parcourdienst:	Kerstin Döring & Team
Siegerehrung:	Anna Voß / Kim Lena Voß
Ansage:	Sina Groteguth
Heuabgabe:	Anna Voß 0151/41962216
Tierarzt:	Dres. Großheim und Fink



[WWW.CR-SADDLES.COM](http://WWW.CR-SADDLES.COM)

## Zeitplan Lammetal Classic

### Mittwoch, 21.05.2025

#### Öffnung Meldestelle 12.00 Uhr

Paid warm up Pleasure/Hunter Under Saddle  
 Paid Warm up Reining/Ranch Riding 5 Minuten  
 Paid Warm Up Ranch Trail  
 Paid Warm Up Trail

(zur freien Verfügung bis 1 Stunde vor den Trail Klassen/at your free disposal until 1 hour before the trail classes)

Start Zeit	Starter
14:00	11
ca. 14:40	3
ca. 15:00	3
	25

### Donnerstag, 22.05.2025

#### Öffnung Meldestelle 08.00 Uhr

AQHA	138004	L1 Open Trail	
AQHA	238102	L1 Amateur Walk Trot Trail	
AQHA	238002	L1 Amateur Trail	
AQHA	138100	Junior Trail Open	
AQHA	238000	Amateur Trail	

Start Zeit	Starter
09:00	5
	1
	13
	1
	12

#### Umbau Trail / Abziehen

AQHA	110949	L1 Open Ranch Trail	
AQHA	110929	L1 Amateur Ranch Trail	
AQHA	110909	Open Ranch Trail	
AQHA	210909	Amateur Ranch Trail	

ca. 11:30  
ca. 12:00

#### Mittagspause / Abbau Trail / Abziehen /

AQHA	136004	L1 Open Western Riding	
AQHA	236002	L1 Amateur Western Riding	
AQHA	136000	Open Western Riding	
AQHA	236000	Amateur Western Riding	
NSBA USA	515408	Novice Amateur Western Pleasure	
NSBA USA	515600	Amateur Western Pleasure	
AQHA	240102	L1 Amateur Walk Trot Horsemanship	
AQHA	240002	L1 Amateur Western Horsemanship	
AQHA	240000	Amateur Western Horsemanship	

ca. 13:00  
ca. 13:45

#### Abziehen / Aufbau Ranch Riding

NSBA USA	549600	Amateur Ranch Riding	
AQHA	134004	L1 Open Reining	
AQHA	234002	L1 Amateur Reining	
AQHA	134000	Open Reining	
AQHA	234000	Amateur Reining	

ca. 16:50  
ca. 17:10  
ca. 17:20

**Das Showmanagement behält sich das Recht vor, die Klassen bis zu 30 Minuten vor den in der vorläufigen Zeiteinteilung angegebenen Uhrzeiten beginnen zu lassen!**

### Freitag, 23.05.2025

#### Öffnung Meldestelle 08.00 Uhr

NSBA USA	530100	Green/L1 Open Trail	
NSBA USA	535400	Novice/L1 Amateur Trail	
NSBA USA	535600	Amateur Trail	
NSBA USA	530301	Open Junior Trail	
NSBA USA	530109	Rookie Horse Trail	

Start Zeit	Starter
09:00	4
	8
	8
	1
	2

#### Abbau Trail / Abziehen

AQHA	117009	Open Working Western Rail	
AQHA	217009	Amateur Working Western Rail	

ca. 11:00  
ca. 11:20

#### Mittagspause

AQHA	242102	L1 Amateur Walk Trot Western Pleasure	
AQHA	142004	L1 Open Western Pleasure	
AQHA	242002	L1 Amateur Western Pleasure	
AQHA	142100	Junior Western Pleasure Open	
AQHA	242000	Amateur Western Pleasure	
AQHA	442000	Youth Western Pleasure	

ca. 11:45  
ca. 12:30

NSBA USA	510302	Senior Western Pleasure Open	
----------	--------	------------------------------	--

AQHA	140004	Level 1 Horse Non Pro Western Horsemanship Amateur & Youth	
------	--------	------------------------------------------------------------	--

ca. 14:00

#### Abziehen / Aufbau Ranch Riding

AQHA	143004	L1 Open Ranch Riding	
AQHA	243002	L1 Amateur Ranch Riding	
AQHA	143000	Open Ranch Riding	
AQHA	243000	Amateur Ranch Riding	

ca. 14:10  
ca. 14:30

#### Abbau Ranch Riding / Abziehen

AQHA	144004	L1 Open Hunter Under Saddle	
AQHA	244102	L1 Amateur Walk Trot Hunter Under saddle	
AQHA	244002	L1 Amateur Hunter Under Saddle	
AQHA	244000	Amateur Hunter Under Saddle	
AQHA	144100	Junior Hunter Under Saddle Open	
NSBA USA	520302	Senior Hunter Under Saddle Open	

ca. 15:50  
ca. 16:10

**Das Showmanagement behält sich das Recht vor, die Klassen bis zu 30 Minuten vor den in der vorläufigen Zeiteinteilung angegebenen Uhrzeiten beginnen zu lassen!**

**Samstag, 24.05.2025**

Öffnung Meldestelle 09.00 Uhr

			Start Zeit	Starter
AQHA	107600	Three Year Old Geldings Open	10:00	1
AQHA	107700	Aged Geldings Open		1
AQHA	177000	Performance Halter Geldings Open		1
NSBA USA	504385	Aged Geldings Open		1
AQHA	207600	Three Year Old Geldings Amateur		1
AQHA	207700	Aged Geldings Amateur		7
AQHA	277000	Performance Halter Geldings Amateur		1
NSBA USA	504685	Aged Geldings Amateur		2
AQHA	105500	Two Year Old Mares Open		4
AQHA	175000	Performance Halter Mares Open		3
AQHA	205500	Two Year Old Mares Amateur		2
AQHA	205700	Aged Mares Amateur		1
AQHA	275000	Performance Halter Mares Amateur		5
NSBA USA	504684	Aged Mares Amateur		2
AQHA	475000	Performance Halter Mares Youth		1
AQHA	412000	Youth Showmanship at halter	ca. 12:00	1
AQHA	212002	L1 Amateur Showmanship at halter		7
NSBA USA	505400	L1 Amateur Showmanship at halter		4
AQHA	212000	Amateur Showmanship at halter		9
NSBA USA	505600	Amateur Showmanship at halter		5
<b>Mittagspause / Warm Up Long Liners</b>			<b>ca. 13:30</b>	
NSBA USA	502390	Longe Line 2 Year Old	ca. 14:15	2
NSBA USA	510100	Green Western Pleasure Open		3
NSBA USA	510301	Open Junior Western Pleasure		1
AQHA	436000	Youth Western Riding	ca. 14:45	1
NSBA USA	555400	L1 Amateur Horsemanship	Ca. 14:55	7
NSBA USA	555600	Amateur Horsemanship		6
AQHA	440000	Youth Western Horsemanship		2
NSBA USA	557300	Youth Western Horsemanship		1
AQHA	142200	Senior Western Pleasure Open	ca. 15:50	4
Abziehen			ca. 16:00	
AQHA	152004	Level 1 Horse Non Pro Hunt Seat Equitation Amateur & Youth	ca. 16:15	1
AQHA	252102	L1 Amateur Walk Trot Hunt Seat Equitation		1
NSBA USA	250100	L1 Open Hunter under saddle	ca. 16:30	2
AQHA	452000	Youth Hunt seat Equitation	ca. 16:45	1
AQHA	252002	L1 Amateur Hunt Seat Equitation		3
AQHA	252000	Amateur Hunt Seat Equitation		6
AQHA	144200	Senior Unter under Saddle Open	ca. 17:15	3

Das Showmanagement behält sich das Recht vor, die Klassen bis zu 30 Minuten vor den in der vorläufigen Zeiteinteilung angegebenen Uhrzeiten beginnen zu lassen!

**Sonntag, 25.05.2025**

Öffnung Meldestelle 07.45 Uhr

			Start Zeit	Starter
AQHA	138300	In Hand Trail 2-3 Year Old Open	08:30	3
AQHA	238300	In Hand Trail 2-3 Year Old Amateur		2
NSBA USA	532380	In Hand Trail 2 Year Old		1
Umbau Trail			ca. 9:10	
NSBA USA	537300	Youth Trail	ca. 9:40	1
NSBA USA	530302	Open Senior Trail		6
AQHA	438000	Youth Trail		2
AQHA	138200	Open Senior Trail		9
AQHA	118009	Longe Line 2 bis 3 Jährige Open	ca. 11:10	5
AQHA	218009	Longe Line 2 bis 3 Jährige Amateur		2
NSBA USA	510109	Rookie Horse		2
NSBA USA	540100	Green Open Western Riding	ca. 11:40	2
NSBA USA	540400	L1 Amateur Western Riding		1
NSBA USA	545600	Amateur Western Riding		3
NSBA USA	540300	Open Western Riding		2
Mittagspause			ca. 12:30	
NSBA USA	525400	L1 Amateur Hunter under saddle		3
NSBA USA	525600	Amateur Hunter under saddle		1
NSBA USA	565400	L1 Amateur Hunt Seat Equitation		2
NSBA USA	565600	Amateur Hunt seat Equitation		3
NSBA USA	520301	Junior Hunter under Saddle Open		1

Das Showmanagement behält sich das Recht vor, die Klassen bis zu 30 Minuten vor den in der vorläufigen Zeiteinteilung angegebenen Uhrzeiten beginnen zu lassen!

# Angebot auf der Miara Ranch am Turnierwochenende

---

AQHA / NSBA TURNIER  
22.05. BIS 25.05.2025

**Donnerstag**  
**22.05.25**

**Freitag**  
**23.05.25**

**Samstag**  
**24.05.25**

**Sonntag**  
**25.05.25**

**07.00 - 10.00 Uhr**  
Brötchenverkauf  
"to go"

**07.00 - 10.00 Uhr**  
Brötchenverkauf  
"to go"

**07.00 - 10.00 Uhr**  
Brötchenverkauf  
"to go"

**07.00 - 10.00 Uhr**  
Brötchenverkauf  
"to go"

**10.00 - 11.30 Uhr**  
Frühstücksbuffet  
(14,90€ / Person)

**10.00 - 14.00 Uhr**  
Sonntagsbrunch  
(24,90€ / Person)

**11.30 - 14.00 Uhr**  
Mittagskarte

**11.30 - 14.00 Uhr**  
Mittagskarte

**11.30 - 14.00 Uhr**  
Mittagskarte

**14.00 - 17.00 Uhr**  
Kaffee & Kuchen

**14.00 - 17.00 Uhr**  
Kaffee & Kuchen

**14.00 - 17.00 Uhr**  
Kaffee & Kuchen

**14.00 - 17.00 Uhr**  
Kaffee & Kuchen

**17.30 - 22.00 Uhr**  
Abendkarte

**17.30 - 22.00 Uhr**  
Miara Buffet  
(24,90€ / Person)

**17.30 - 22.00 Uhr**  
Western Buffet  
(24,90€ / Person)

Gerne können Sie uns spontan besuchen, jedoch würden wir uns über eine vorherige Reservierung online oder unter der Telefonnummer 05183/5010910 sehr freuen!

# Teilnehmerliste

## Lammetal Classic

<i>Start Nr.</i>	<i>Pferd</i>	<i>Jahr</i>	<i>Sex</i>	<i>Eigentümer</i>	<i>Nat.</i>	<i>Vorsteller</i>	<i>Nat.</i>
1	Push The Blue Button	2022	G	Louisa Heinsch		Louisa Heinsch	
2	Green I Will Be	2013	M	Stefanie Druffel		Stefanie Druffel	
3	Good Rascals Impulse	2012	G	Nina Michaelsen		Alina Maerker	
3	Good Rascals Impulse	2012	G	Nina Michaelsen		Nina Michaelsen	
4	Espresso Machine	2019	G	Hanna Hoerich		Hanna Hoerich	
5	Amazingly Wise	2016	G	Julia Mosbrugger		Alexandra Jagfeld	
5	Amazingly Wise	2016	G	Julia Mosbrugger		Julia Mosbrugger	
6	Seal This Potential	2012	M	Nicole Nuerge-Thielking		Nicole Nuerge-Thielking	
7	Kandy Kruzer	2017	G	Anna Schmoekel		Anna Schmoekel	
8	TL Onehot Investment	2014	M	Luca Kempfer		Luca Kempfer	
9	MC Little Blue Girl	2023	M	Nina Baumgarten		Nina Baumgarten	
10	Big Showtime	2008	G	Stefanie Druffel		Lina Lucia Passgang	
11	Need I Luke Good	2020	G	Denise Fichtler		Alina Romeike	
11	Need I Luke Good	2020	G	Denise Fichtler		Denise Fichtler	
12	A Dream Of Jeannie	2018	G	Finja Hoerich		Finja Hoerich	
13	B Dun Whiz Gold	2009	G	Anna-Lena Barre		Alina Maerker	
13	B Dun Whiz Gold	2009	G	Anna-Lena Barre		Sarah-Christin Barre	
14	Dont Skip My Party	2012	G	Charline Klahr		Charline Klahr	
15	Kettchup	2011	G	Gabriele Fischer		Alexandra Jagfeld	
15	Kettchup	2011	G	Gabriele Fischer		Gabriele Fischer	
16	GP OAK Enterprise	2012	G	Anne Lison-Bunge		Anne Lison-Bunge	
17	Lazy Lullaby	2015	M	Mel N Loebel		Mel N Loebel	
18	A Special Chocolate	2010	G	Sarah-Christin Barre		Anna-Lena Barre	
19	RR Party Of One	2009	G	Barre Sophia Barre N Jan		Sophia Barre	
20	Shes Creepin Around	2019	M	Barre Sophia Barre N Jan		Jan-Niklas Barre	
20	Shes Creepin Around	2019	M	Barre Sophia Barre N Jan		Sophia Barre	
21	Gone Whiz Sparks	2018	M	Maximilian Koch		Alina Maerker	
22	What Ya Gunner Do	2021	S	Maximilian Koch		Maximilian Koch	
23	Spot Dot Com	2017	G	Britta Mueller		Jasmin Brueckner	
24	Its A Casual Firefly	2018	G	Britta Mueller		Britta Mueller	
25	Cocky Renegade	2000	G	Vanessa Kaiser		Vanessa Kaiser	
26	Show Me The Moonlite	2021	G	Sandra Semmler		Sandra Semmler	
27	A Good Krymsun Thing	2020	G	Silke Helmsauer		Matteo Toniolli	
28	La Luna Whiz	2005	M	Marlene Eicke		Marlene Eicke	
29	Martinilicious	2023	M	Vanessa Roehricht		Alexandra Jagfeld	
29	Martinilicious	2023	M	Vanessa Roehricht		Vanessa Roehricht	
30	Krymsunskidrock	2016	G	Vanessa Roehricht		Alexandra Jagfeld	

# Teilnehmerliste

## Lammetal Classic

<i>Start Nr.</i>	<i>Pferd</i>	<i>Jahr</i>	<i>Sex</i>	<i>Eigentümer</i>	<i>Nat.</i>	<i>Vorsteller</i>	<i>Nat.</i>
30	Krymsunskidrock	2016	G	Vanessa Roehricht		Vanessa Roehricht	
31	Blumotion	2021	G	Alexander Eck		Alina Romeike	
32	Good Hot Mister	2021	G	Sandra Thiel	DE	Alexander Eck	
33	Jackson Blaze	2015	G	Susann Scheer		Susann Scheer	
34	Hide Out Or Ride Out	2013	G	Lena Weiss		Lena Weiss	
34	Hide Out Or Ride Out	2013	G	Lena Weiss		Matteo Toniolli	
35	Wise N Blue	2017	G	Lea Smitka		Lea Smitka	
36	Kissesinthemoonlight	2019	M	Fine Art QH		Alexander Eck	
37	Hes Got Thegoodstuf	2018	G	Dunja Klein		Lisa Marie Fritzsche	
38	Scotch N Sudden	2023	M	Alexander Eck		Alexander Eck	
39	Iron Impulses	2017	M	Gehlhar Kirsten Leifken Stefan		Stefan Leifken	
40	Sudden Good Blazing	2017	G	Gehlhar Kirsten Leifken Stefan		Kirsten Gehlhar	
41	An Undeniably Mayday	2018	G	Serafine Zodrow		Serafine Zodrow	
42	Certain Cobain	2017	G	Silke Lippert		Silke Lippert	
43	Whiz Spot On Target	2013	G	Tanja Ehm		Tanja Ehm	
44	Sherlocks Technition	2008	M	Melanie Eichhorn	DE	Melanie Eichhorn	DE
45	SL Hollywoodshowgirl	2015	M	Miriam Leinweber		Miriam Leinweber	
46	Flashed By A Red Dun	2011	G	Anne Kammeier		Anne Kammeier	
46	Flashed By A Red Dun	2011	G	Anne Kammeier		Regine Reinhard	
47	Wimpys Smart Chex	2008	M	Carin Herrick		Carin Herrick	
48	Dance All Over Me	2023	M	Elena Christiansen		Alina Romeike	
49	Sheeza Tinsel Lady	2016	M	Lucy Jane Adams		Lucy Jane Adams	
50	Nics Peppy Blues	2010	G	Ines Hentschel		Ines Hentschel	



**Lammetal  
Classic 2025**  
Donnerstag, 22.5.2025

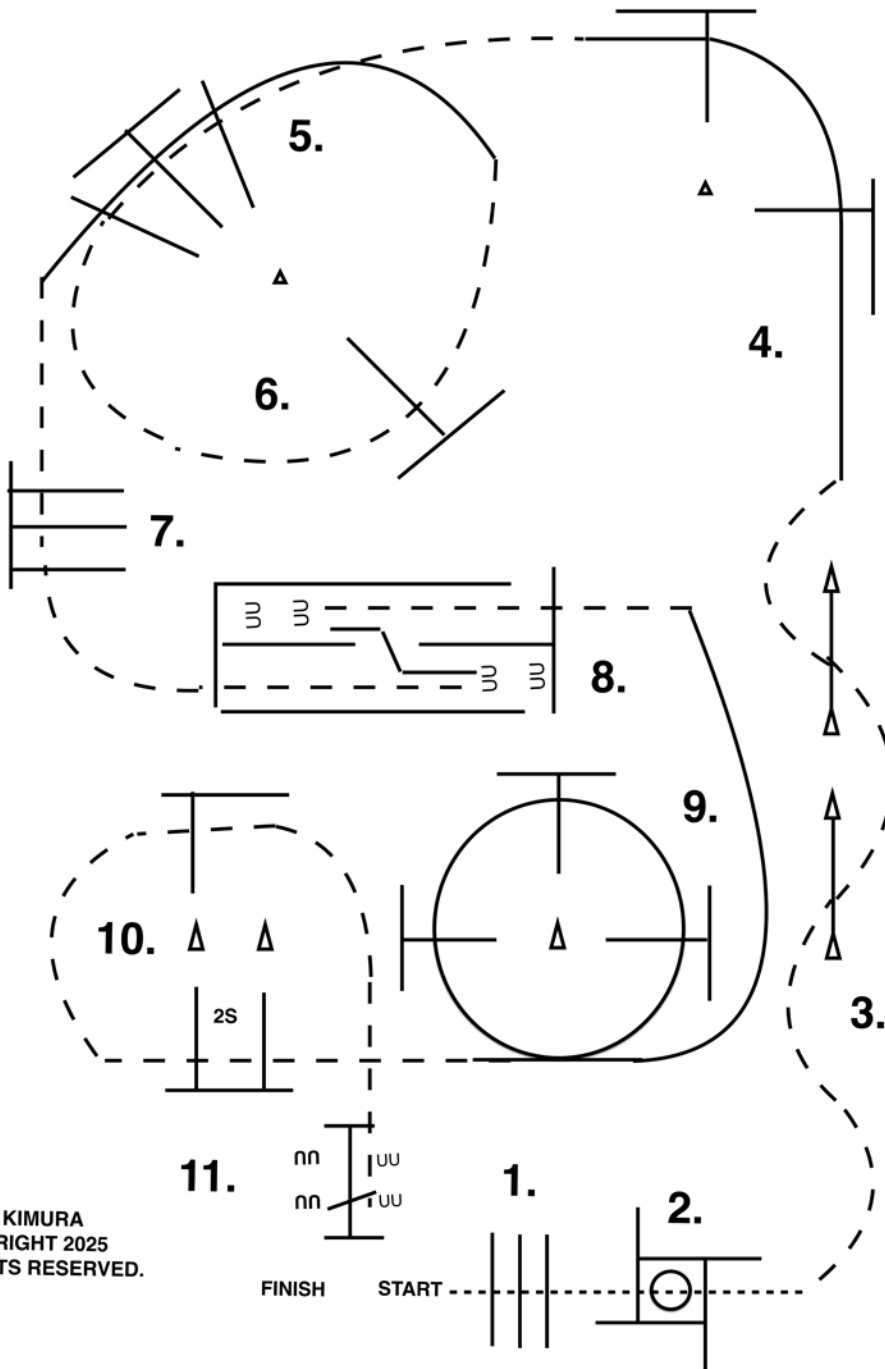
L1 Open, L1 Amateur

Pattern sponsored &  
provided by:

**NSBA**  
INTERNATIONAL



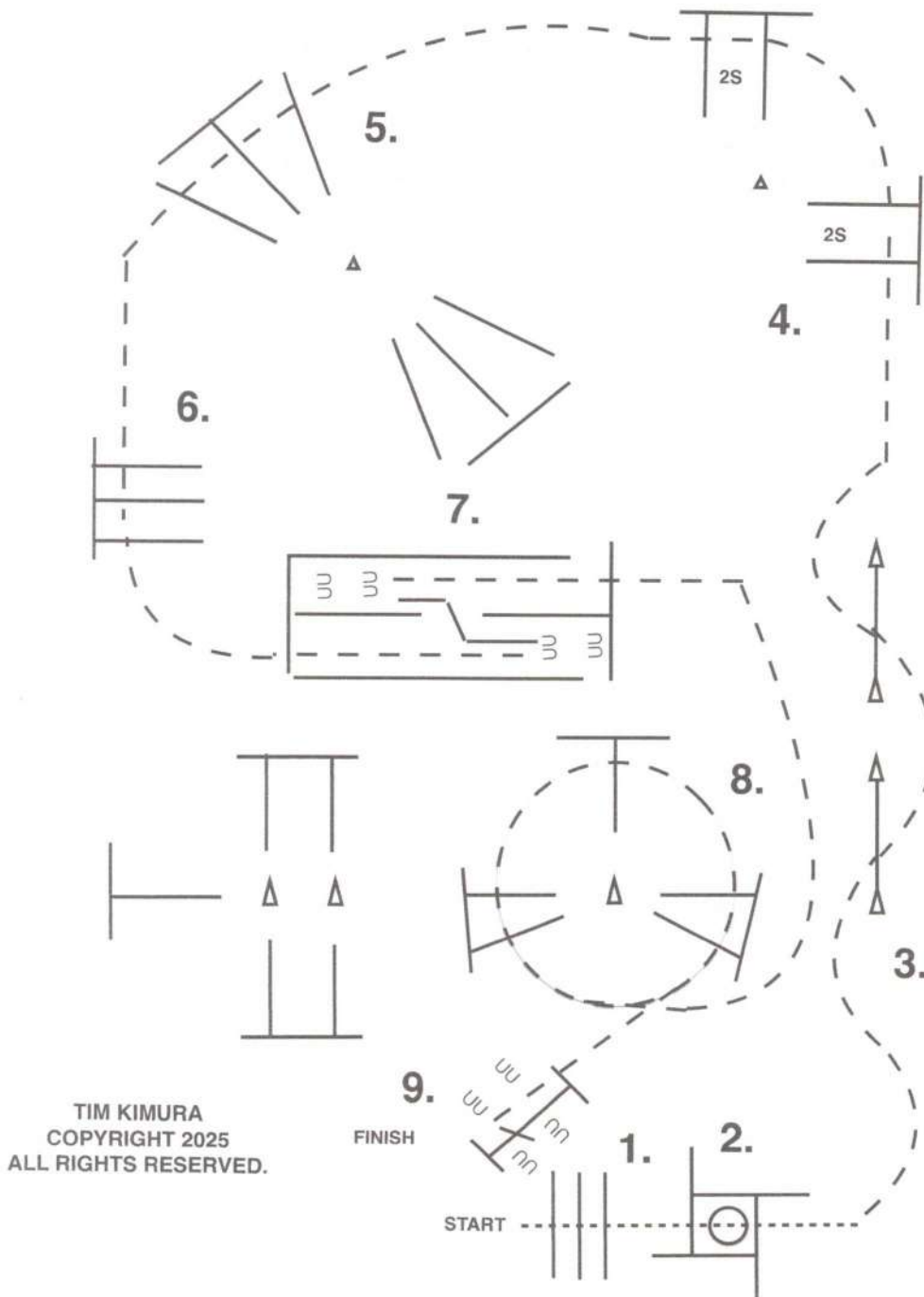
TIM KIMURA  
COPYRIGHT 2025  
ALL RIGHTS RESERVED.



- |                                                                                                                                                                                                                                                                                                                                        |                                                                                                                                                                                                                                                                                                          |
|----------------------------------------------------------------------------------------------------------------------------------------------------------------------------------------------------------------------------------------------------------------------------------------------------------------------------------------|----------------------------------------------------------------------------------------------------------------------------------------------------------------------------------------------------------------------------------------------------------------------------------------------------------|
| <ol style="list-style-type: none"> <li>1. WALK OVER POLES</li> <li>2. WALK INTO BOX, EXECUTE A 360 DEGREE TURN EITHER WAY, WALK OUT BOX.</li> <li>3. JOG THROUGH SERPENTINE, JOG OVER POLES.</li> <li>4. LOPE OVER POLES (LEFT LEAD).</li> <li>5. BREAK TO THE JOG, JOG OVER POLES.</li> <li>6. LOPE OVER POLES (LEFT LEAD)</li> </ol> | <ol style="list-style-type: none"> <li>7. BREAK TO THE JOG, JOG OVER POLES.</li> <li>8. JOG INTO CHUTE, STOP BACK CHUTE TO CHUTE, JOG OUT.</li> <li>9. LOPE OVER POLES (RIGHT LEAD).</li> <li>10. BREAK TO THE JOG, JOG OVER POLES</li> <li>11. JOG UP TO GATE. STOP AND WORK GATE RIGHT HAND</li> </ol> |
|----------------------------------------------------------------------------------------------------------------------------------------------------------------------------------------------------------------------------------------------------------------------------------------------------------------------------------------|----------------------------------------------------------------------------------------------------------------------------------------------------------------------------------------------------------------------------------------------------------------------------------------------------------|

# Lammetal Classic 2025

Donnerstag, 22.5.2025  
L1 Amateur Walk Trot



TIM KIMURA  
COPYRIGHT 2025  
ALL RIGHTS RESERVED.

Pattern sponsored &  
provided by:

**NSBA**  
INTERNATIONAL



1. WALK OVER POLES
2. WALK INTO BOX, EXECUTE A 360 DEGREE TURN EITHER WAY, WALK OUT BOX.
3. JOG THROUGH SERPENTINE, JOG OVER POLES.
4. JOG OVER POLES
5. JOG OVER POLES
6. JOG OVER POLES.
7. JOG INTO CHUTE, STOP BACK CHUTE TO CHUTE, JOG OUT.
8. JOG OVER POLES
9. JOG UP TO GATE, STOP, WORK WORK GATE LEFT HAND

**Lammetal**  
**Classic 2025**  
 Donnerstag, 22.5.2025

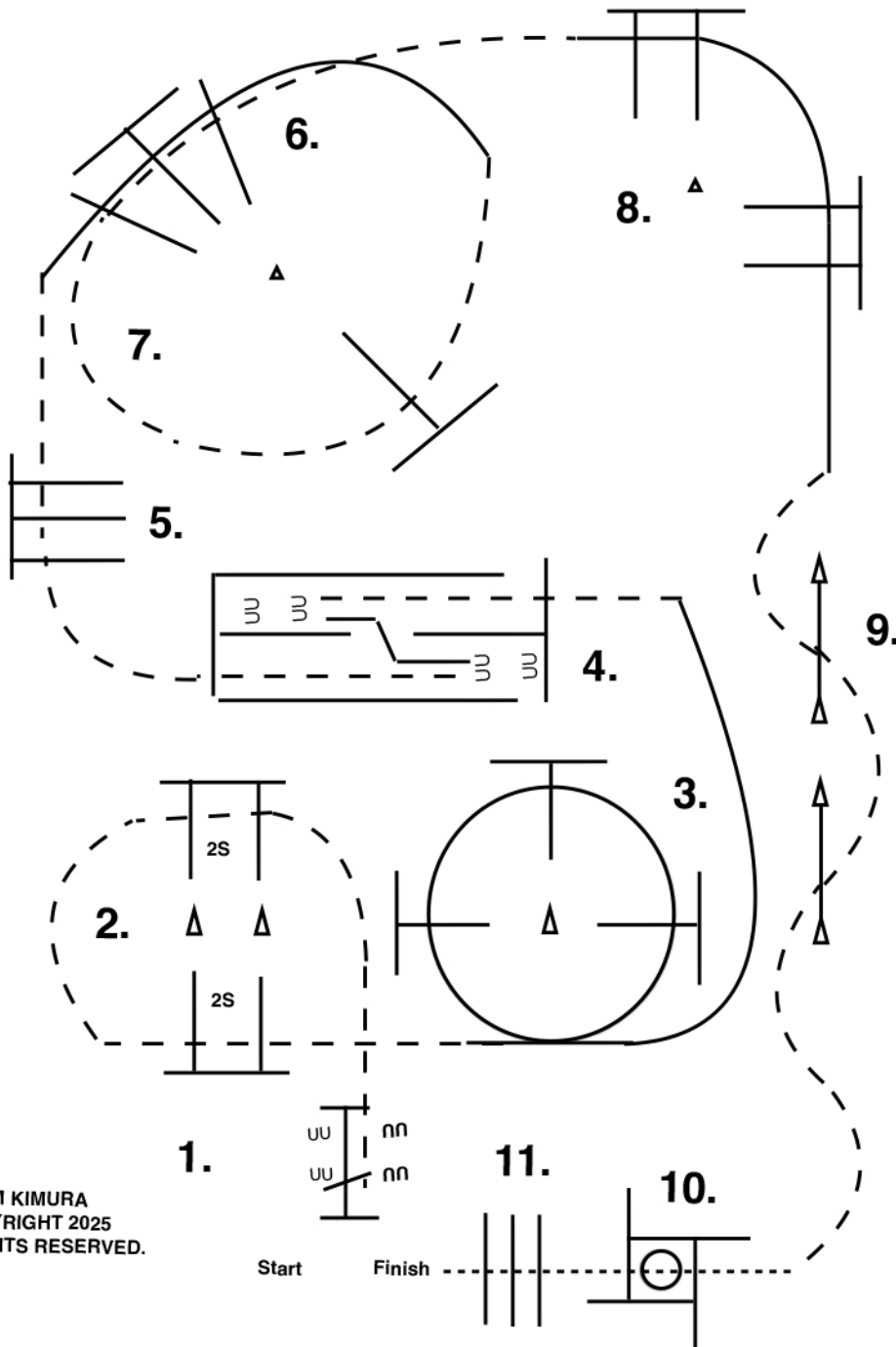
Junior & Amateur Trail

Pattern sponsored &  
 provided by:

**NSBA**  
 INTERNATIONAL

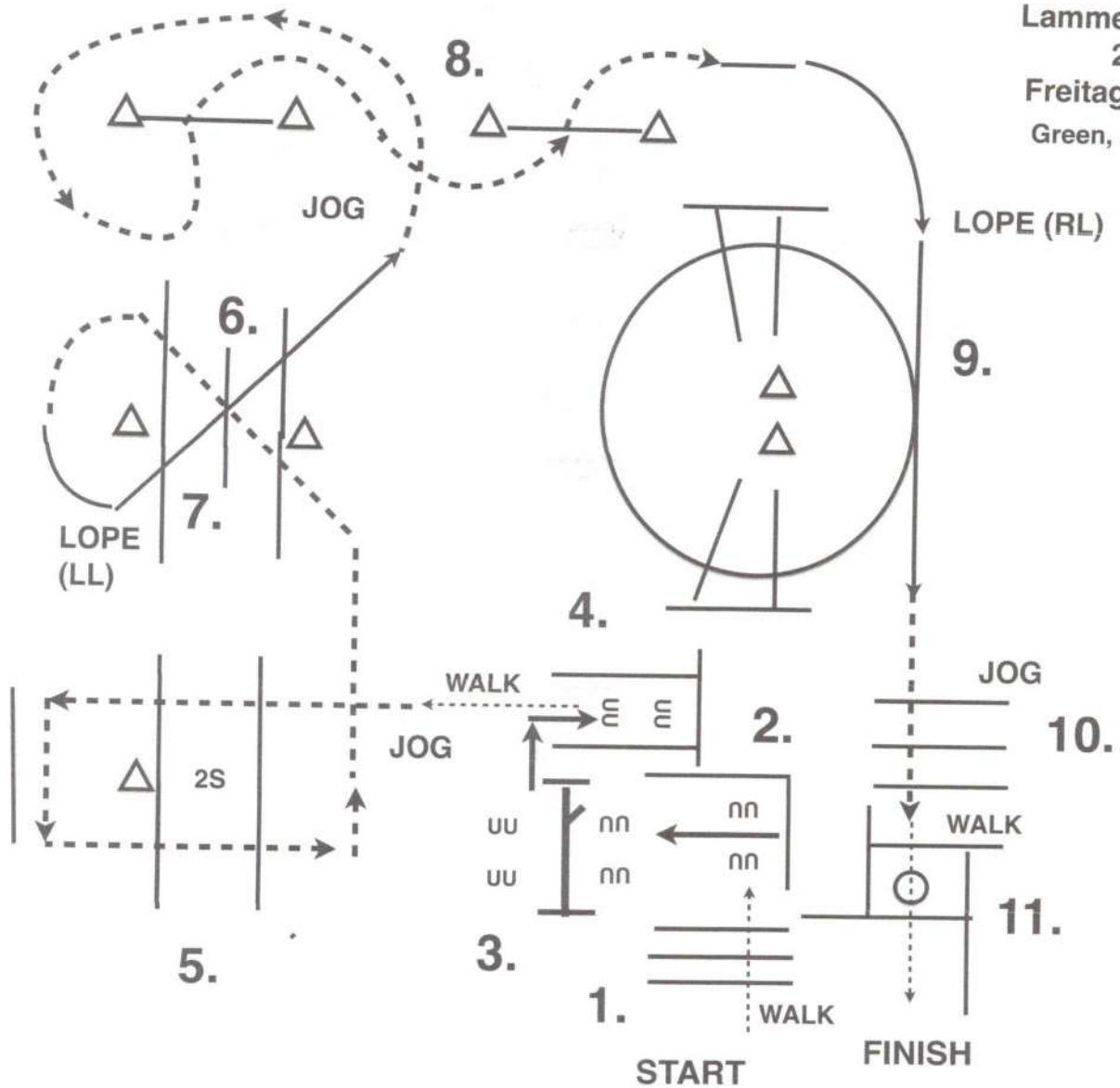


TIM KIMURA  
 COPYRIGHT 2025  
 ALL RIGHTS RESERVED.



1. WORK GATE RIGHT HAND
2. JOG OVER POLES
3. LOPE OVER POLES (LEFT LEAD)
4. BREAK TO JOG, JOG INTO CHUTE, BACK CHUTE TO CHUTE, JOG OUT.
5. JOG OVER POLES
6. LOPE OVER POLES (RIGHT LEAD)

7. BREAK TO THE JOG, JOG OVER POLES.
8. LOPE OVER POLES (RIGHT LEAD)
9. JOG SERPENTINE
10. STOP OR BRAK TO WALK, WALK INTO BOX, TURN 360 LEFT OR RIGHT
11. WALK OUT OF BOX AND OVER POLES



1. WALK OVER POLES, BETWEEN POLES.
2. SIDE PASS LEFT TO GATE.
3. GATE: LH OPEN, RIDE THRU CLOSE GATE.
4. BACK BETWEEN POLES, WALK FORWARD.
5. JOG OVER POLES UP AND TURN LEFT AND BACK.
6. JOG DIAGONALE POLES
7. LOPE LEFT LEAD OVER DIAGONALE POLES
8. JOG SERPENTINE
9. LOPE OVER POLES (RL)
10. JOG OVER POLES, STOP IN GAP BEFORE BOX.
11. WALK INTO BOX, EXECUTE A 360 TURN EITHER WAY, WALK OUT BOX.

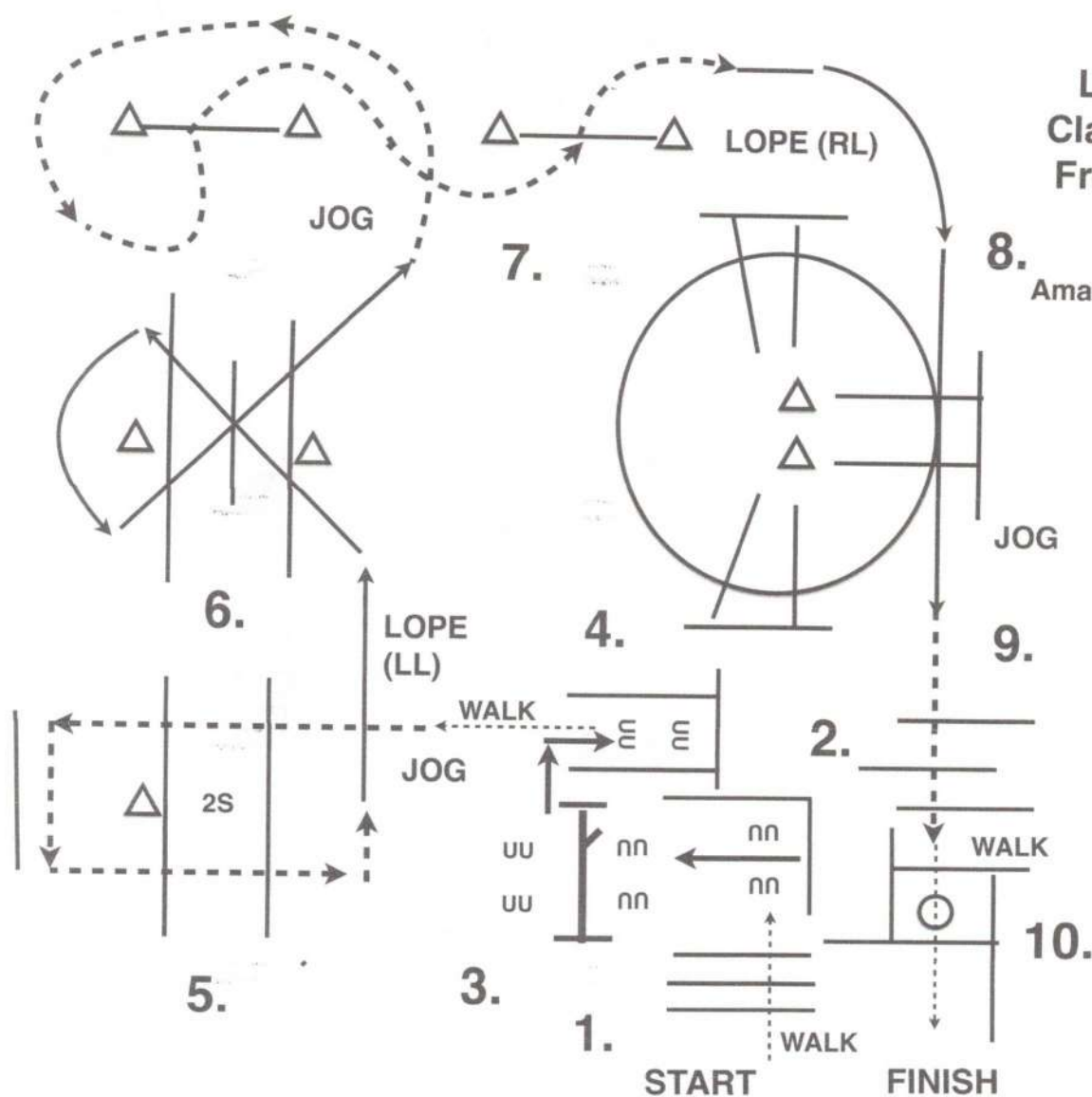
Pattern sponsored &  
provided by:

**NSBA**  
INTERNATIONAL

**G**  
SADDLES  
**R**

Lammetal  
Classic 2025,  
Freitag 23.5.  
2025

Amateur, Junior Trail



1. WALK OVER POLES, BETWEEN POLES.
2. SIDE PASS LEFT TO GATE.
3. GATE: LH OPEN, RIDE THRU CLOSE GATE.
4. BACK BETWEEN POLES, WALK FORWARD.
5. JOG OVER POLES UP AND TURN LEFT AND BACK.
6. LOPE OVER POLES (LL)
7. BREAK TO THE JOG, JOG THRU SERPENTINE, JOG OVER POLES.
8. LOPE OVER POLES (RL)
9. JOG OVER POLES, STOP IN GAP BEFORE BOX.
10. WALK INTO BOX, EXECUTE A 360 TURN EITHER WAY, WALK OUT BOX.

Pattern sponsored &  
provided by:

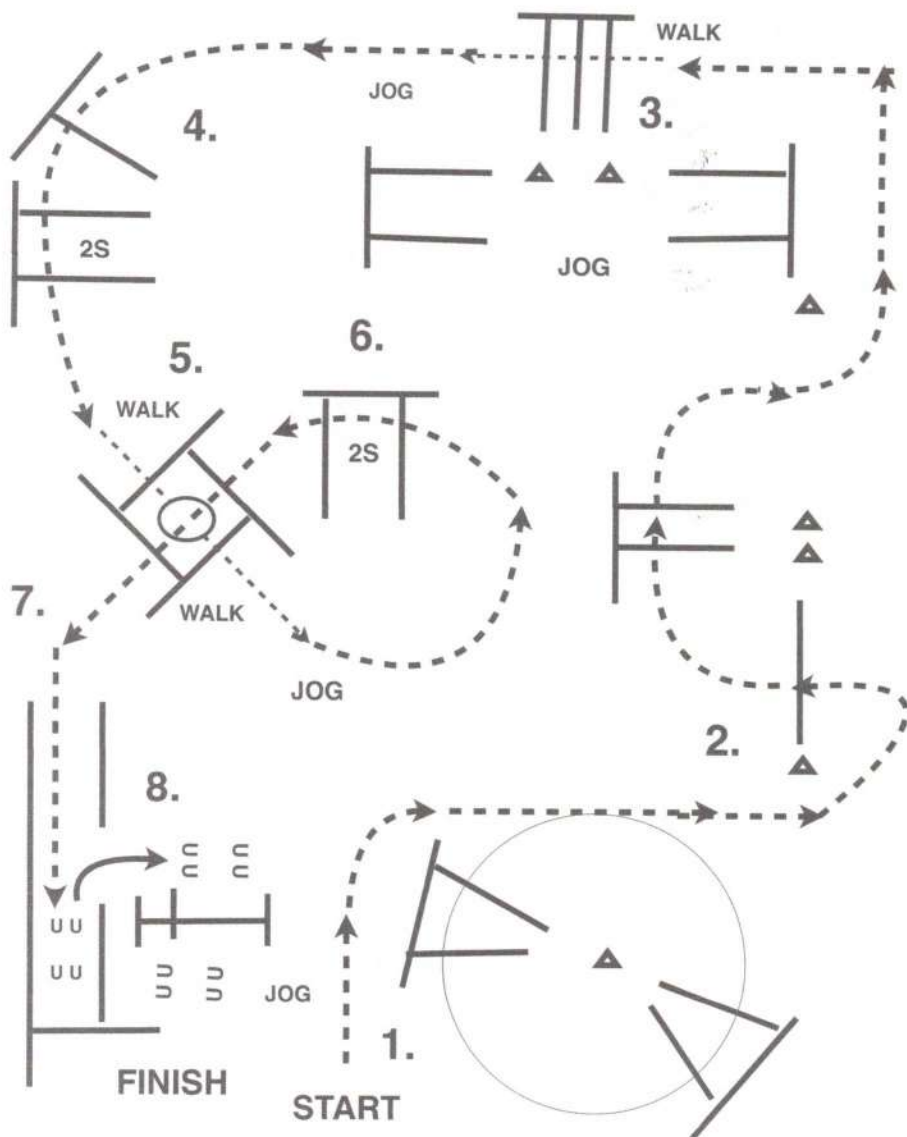
**NSBA**  
INTERNATIONAL

**GR**  
SADDLES

# Lammetal Classic 2025

Sonntag, 24.5.2025

Alle In Hand Trail Klassen, Youth Walk Trot



1. JOG OVER POLES.
2. JOG THRU SERPENTINE. JOG OVER POLES.
3. STOP OR BREAK TO WALK, WALK OVER POLES
4. JOG OVER POLES.
6. STOP OR BREAK TO THE WALK, WALK INTO BOX, EXECUTE A 360 TURN EITHER WAY, WALK OUT OF BOX. WALK OVER POLE.
6. JOG OVER POLES, JOG THRU BOX.
7. JOG OVER POLE, JOG INTO CHUTE, STOP, BACK THRU POLES UP TO GATE.
8. GATE: LH OPEN, WALK OVER POLE, CLOSE GATE.

TRAIL COURSE DESIGNED BY TIM KIMURA  
COPYRIGHT 2017 ALL RIGHTS RESERVED

2S = 2 STRIDES IN THAT GAP

Pattern sponsored &  
provided by:

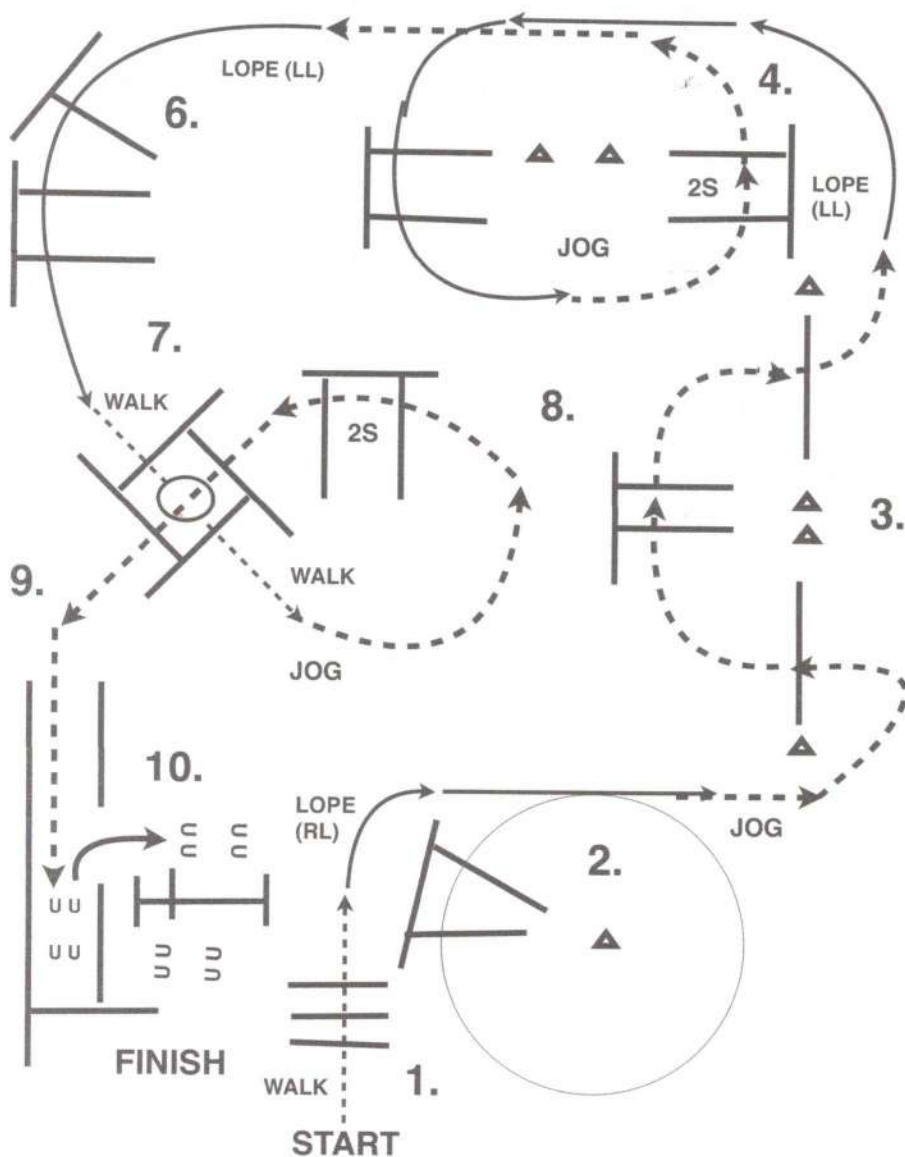
**NSBA**  
INTERNATIONAL



# Lammetal Classic 2025

Sonntag, 24.5.2025

Novice/L1 Your Trail



1. WALK OVER POLES.
2. LOPE OVER POLES (RL).
3. BREAK TO JOG  
JOG THRU SERPENTINE.  
JOG OVER POLES.
4. LOPE OVER POLES (LL).
5. BREAK TO JOG,  
JOG OVER POLES.
6. LOPE OVER POLES (LL).
7. STOP OR BREAK TO  
THE WALK, WALK INTO  
BOX, EXECUTE A 360  
TURN EITHER WAY,  
WALK OUT OF BOX.  
WALK OVER POLE.
8. JOG OVER POLES,  
JOG THRU BOX.
9. JOG OVER POLE,  
JOG INTO CHUTE,  
STOP, BACK THRU  
POLES UP TO GATE.
10. GATE: LH OPEN, WALK  
OVER POLE, CLOSE  
GATE.

TRAIL COURSE DESIGNED BY TIM KIMURA  
COPYRIGHT 2025 ALL RIGHTS RESERVED

2S = 2 STRIDES IN THAT GAP

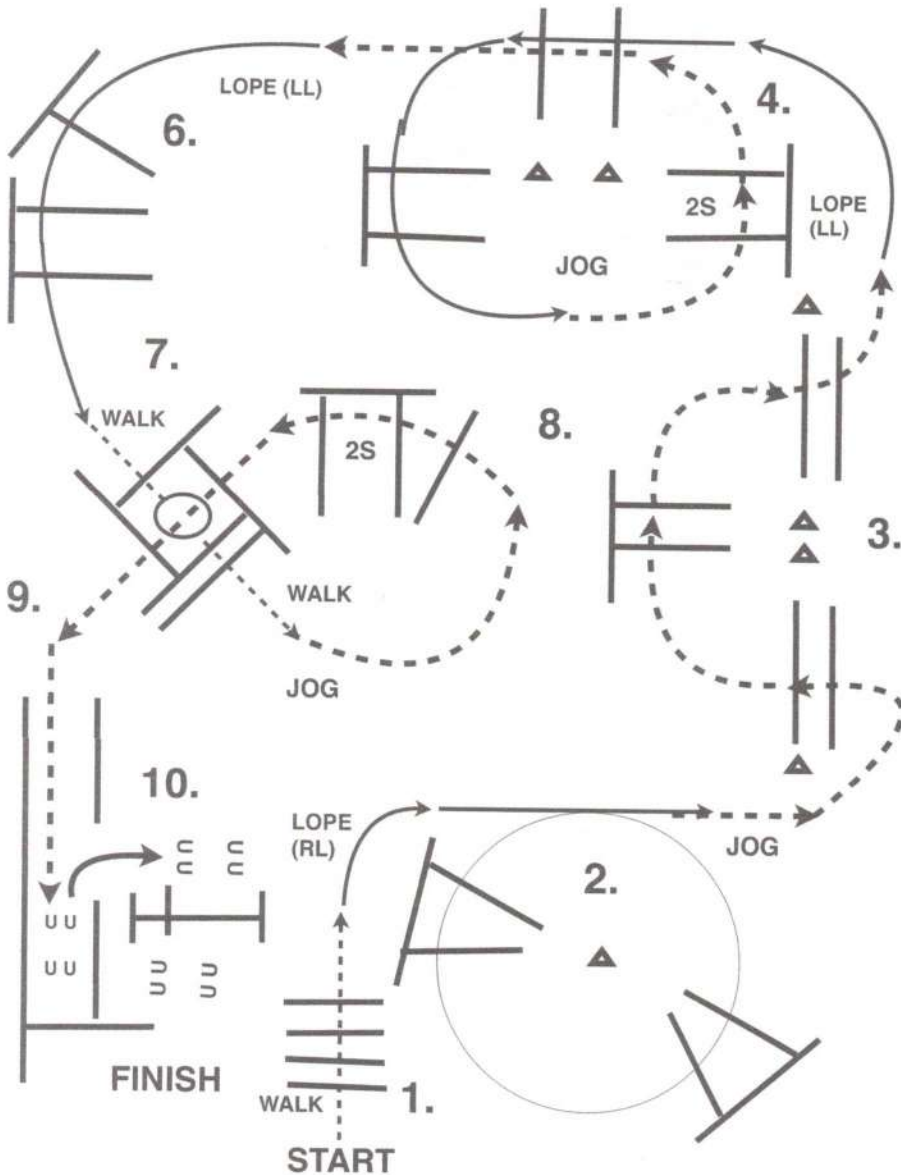
Pattern sponsored &  
provided by:

**NSBA**  
INTERNATIONAL

**G**  
SADDLES  
**R**

# Lammetal Classic 2025

Sonntag, 24.5.2025  
Senior, Youth Trail



1. WALK OVER POLES.
2. LOPE OVER POLES (RL).
3. BREAK TO JOG  
JOG THRU SERPENTINE.  
JOG OVER POLES.
4. LOPE OVER POLES (LL).
5. BREAK TO JOG,  
JOG OVER POLES.
6. LOPE OVER POLES (LL).
7. STOP OR BREAK TO  
THE WALK, WALK INTO  
BOX, EXECUTE A 360  
TURN EITHER WAY,  
WALK OUT OF BOX.  
WALK OVER POLE.
8. JOG OVER POLES,  
JOG THRU BOX.
9. JOG OVER POLE,  
JOG INTO CHUTE,  
STOP, BACK THRU  
POLES UP TO GATE.
10. GATE: LH OPEN, WALK  
OVER POLE, CLOSE  
GATE.

TRAIL COURSE DESIGNED BY TIM KIMURA  
COPYRIGHT 2025 ALL RIGHTS RESERVED

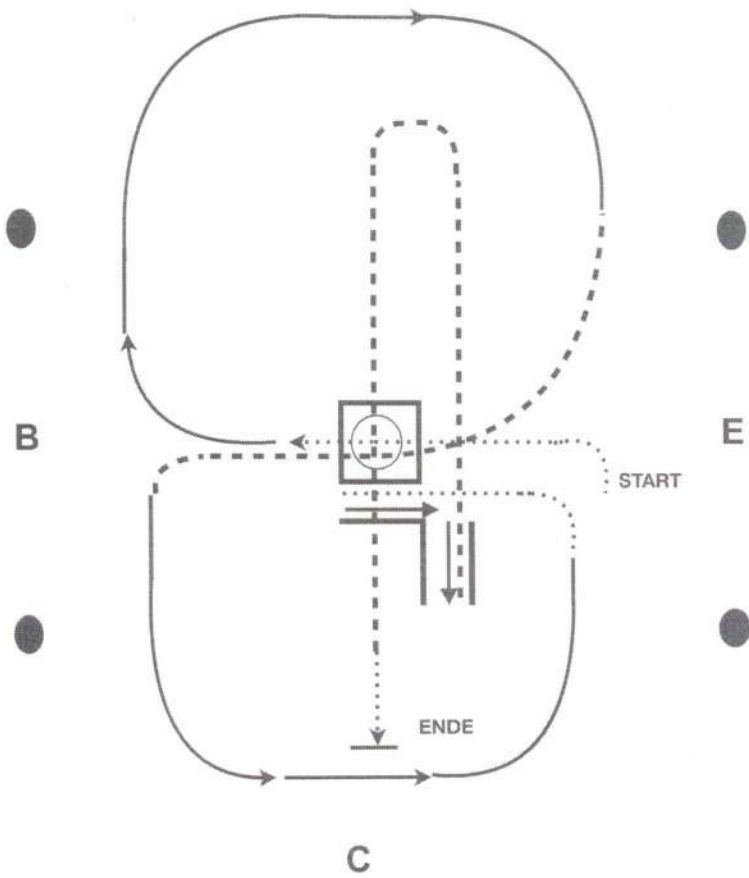
2S = 2 STRIDES IN THAT GAP

Pattern sponsored &  
provided by:

**NSBA**  
INTERNATIONAL

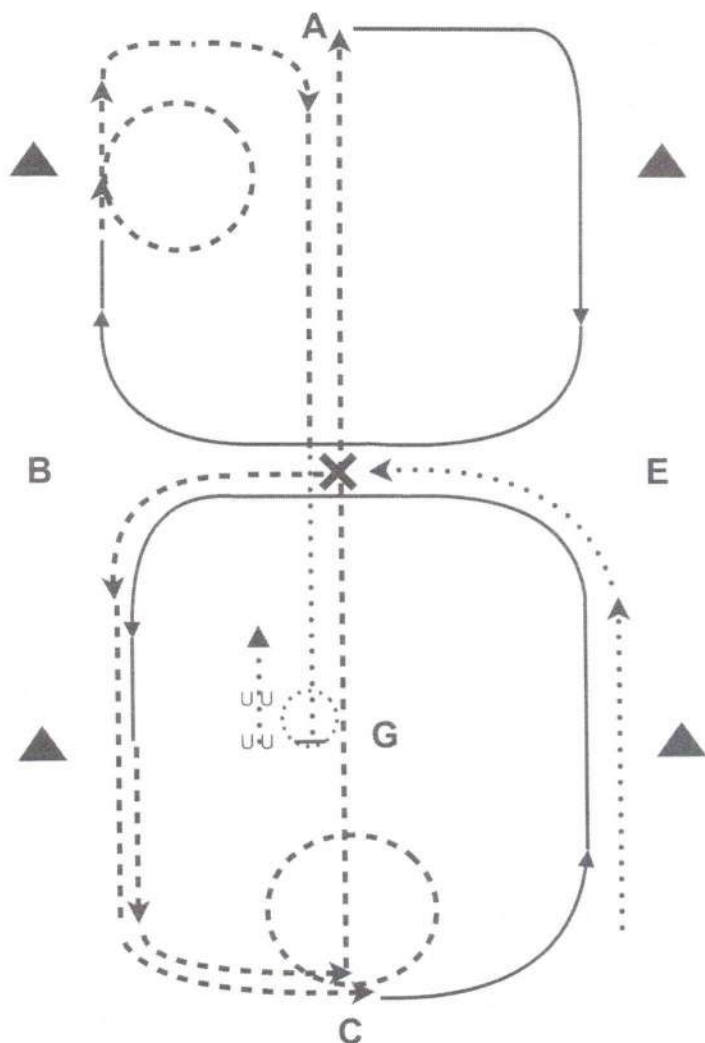






### Rookie Trail Horse

1. Walk in Box
2. 360° R oder L, walk out
3. Lope 3/4 Circle R
4. Jog + through Box
5. Lope 3/4 Circle L
6. Walk + into chute
7. Back L
8. Jog out
9. Jog through Box
10. Walk, stop

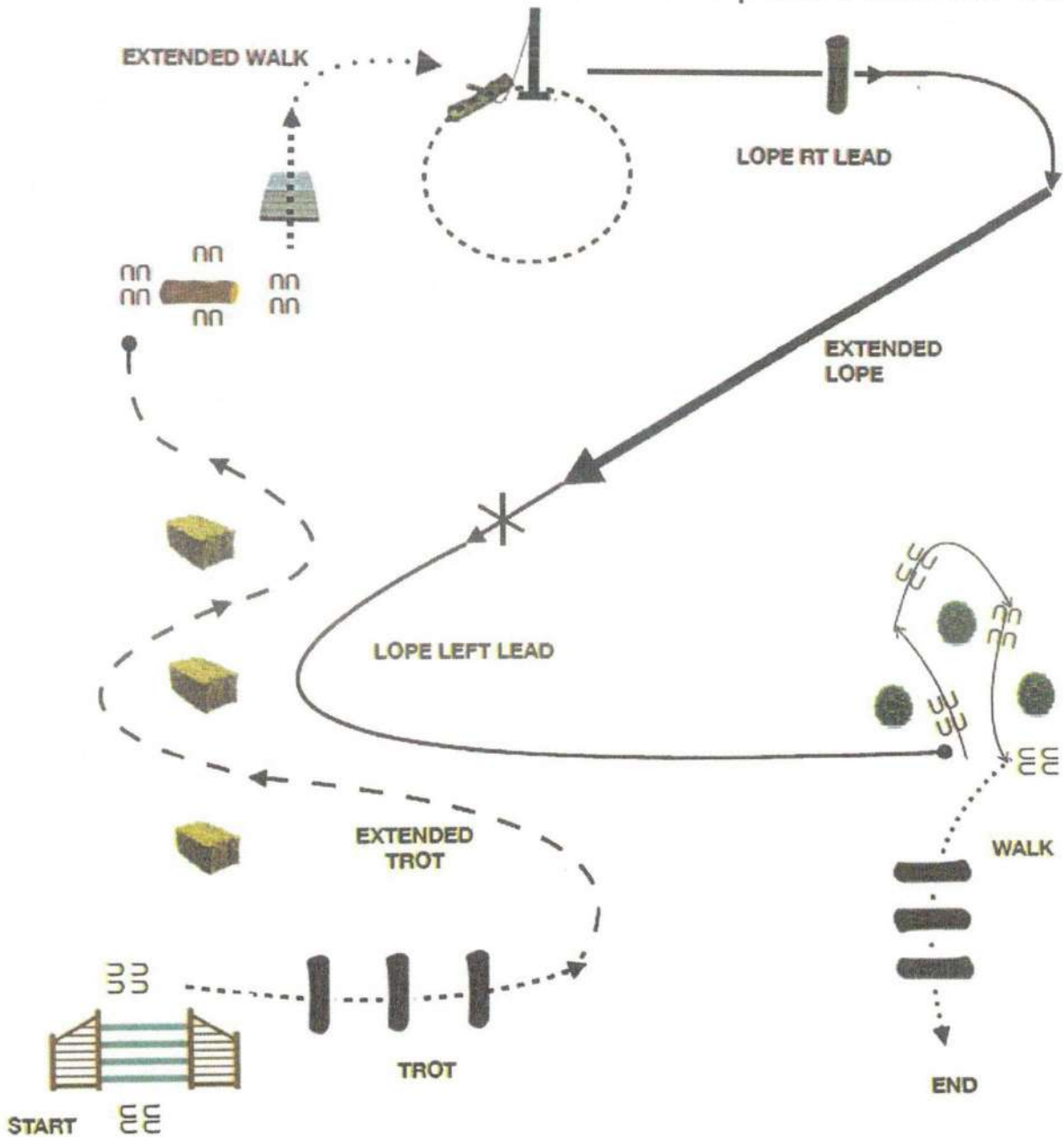


## Rookie Horse

1. Schritt zu X
2. Jog linke Hand
3. Mitte der kurzen Seite (C) Jog Volte
4. Bei C angaloppieren linke Hand, 3/4 Zirkel
5. Am Zirkelpunkt Jog und auf die Mittellinie abwenden
6. Auf Höhe von A im rechts Galopp angaloppieren, 3/4 Zirkel
7. Am Zirkelpunkt, Jog und Volte nach rechts, dann weiter auf die Mittellinie
8. Bei X Schritt und Schritt weiter bis G
9. Bei G halten und 360°  
Hinterhandwendung nach rechts oder links
10. Eine Pferdelänge rückwärts richten
11. Im Schritt zum Ausgang

# Ranch Trail

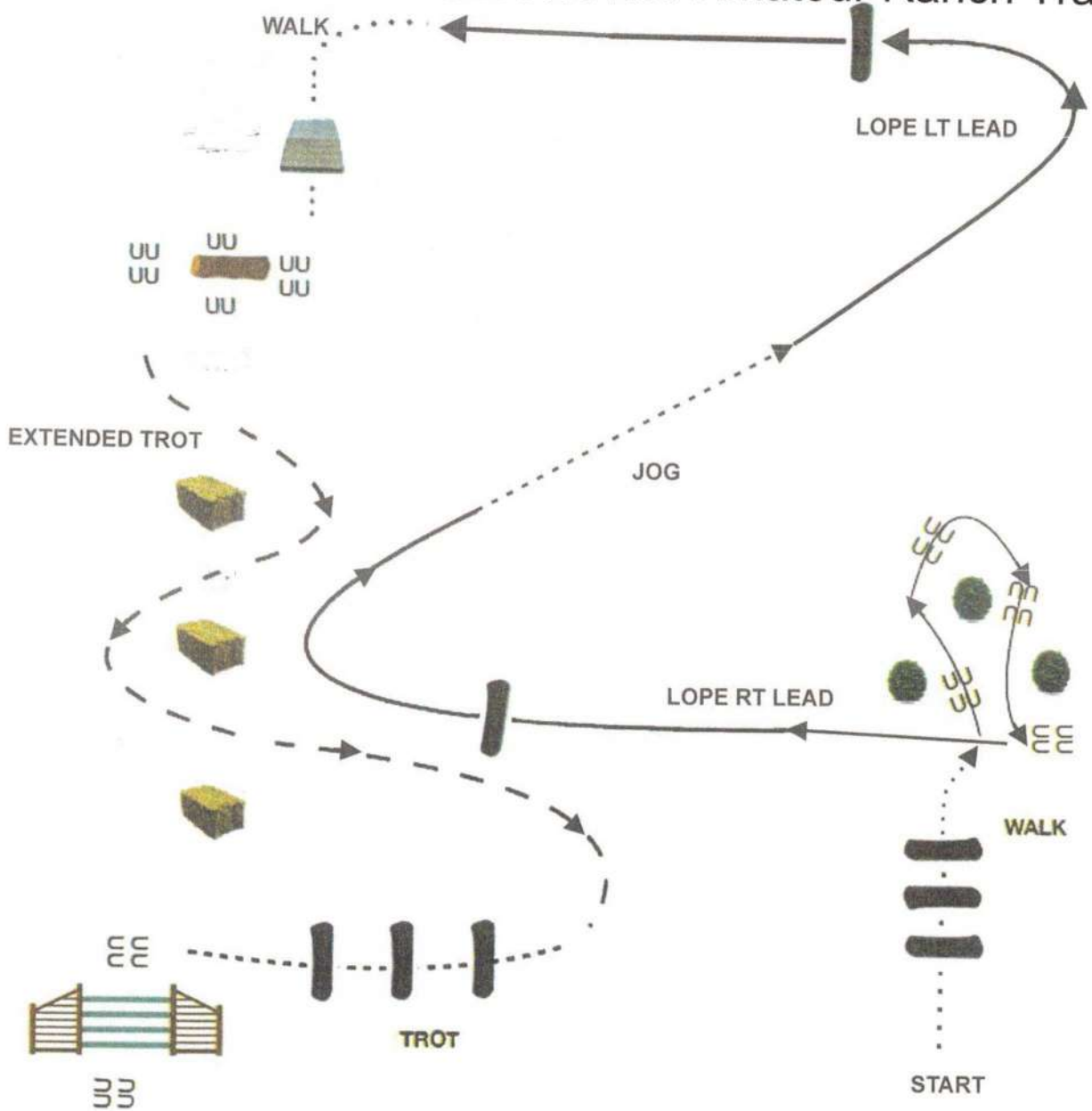
## AQHA L1 Open Ranch Trail



1. Work Right Hand Gate.
2. Trot over Logs.
3. Extended Trot through the Hay Bales.
4. Side pass to the Right over Log.
5. Walk over Bridge.
6. Drag Log in a Circle to the Right.
7. Lope Right Lead over Logs, Extend Lope. Collect and Change Leads. Lope Left Lead.
8. Back around Bushes.
9. Walk over logs to End Pattern.

# Ranch Trail

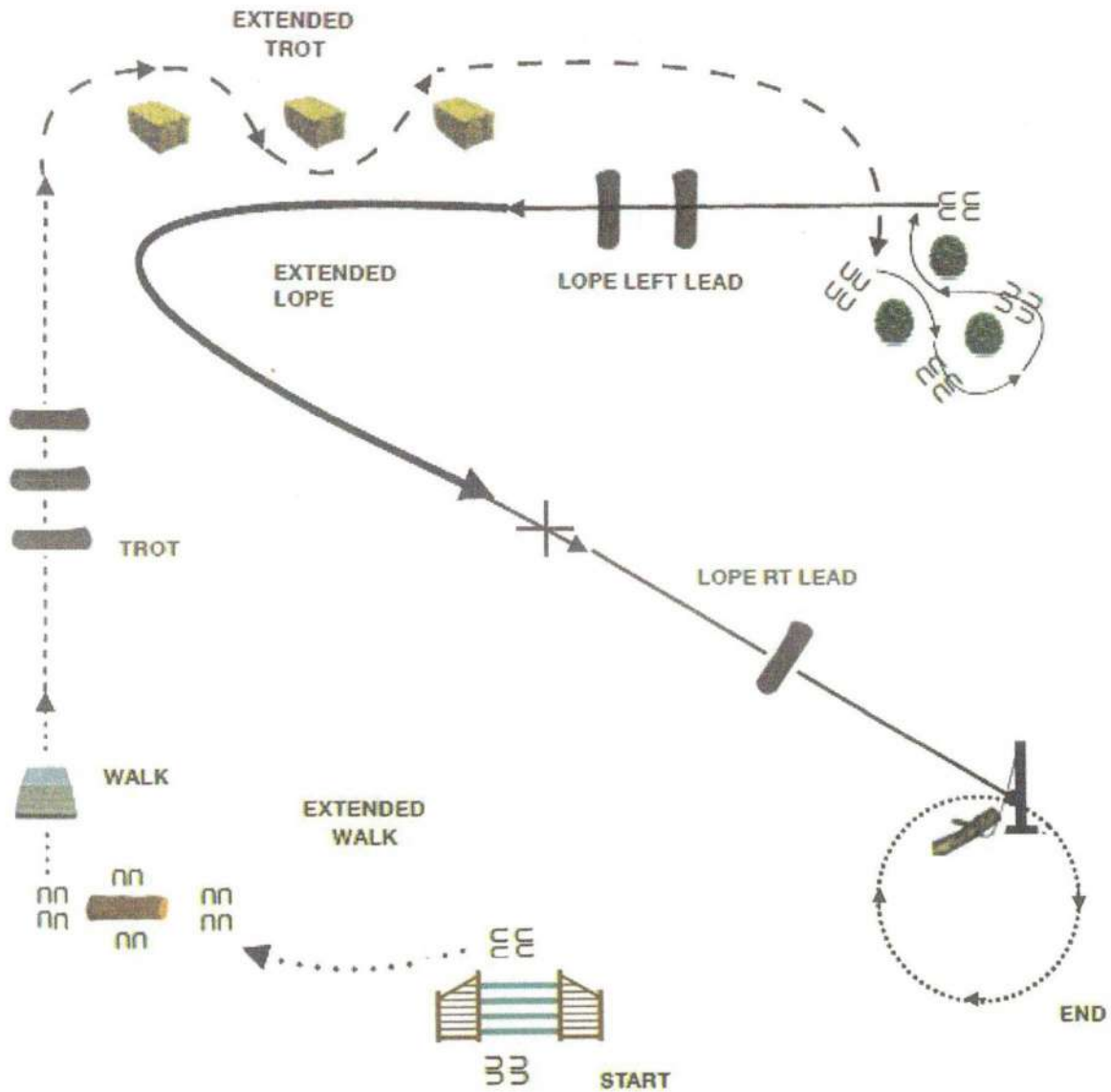
AQHA L1 Youth / AQHA L1 Amateur Ranch Trail  
 NSBA Novice Amateur Ranch Trail



1. Walk over logs
2. Back trough and around bushes
3. Lope right lead over log and jog
4. Lope left lead over log
5. Walk over bridge
6. Side pass right over log
7. Extended Trot Serpentine
8. Trot over logs
9. Work Left Hand Gate

# Ranch Trail

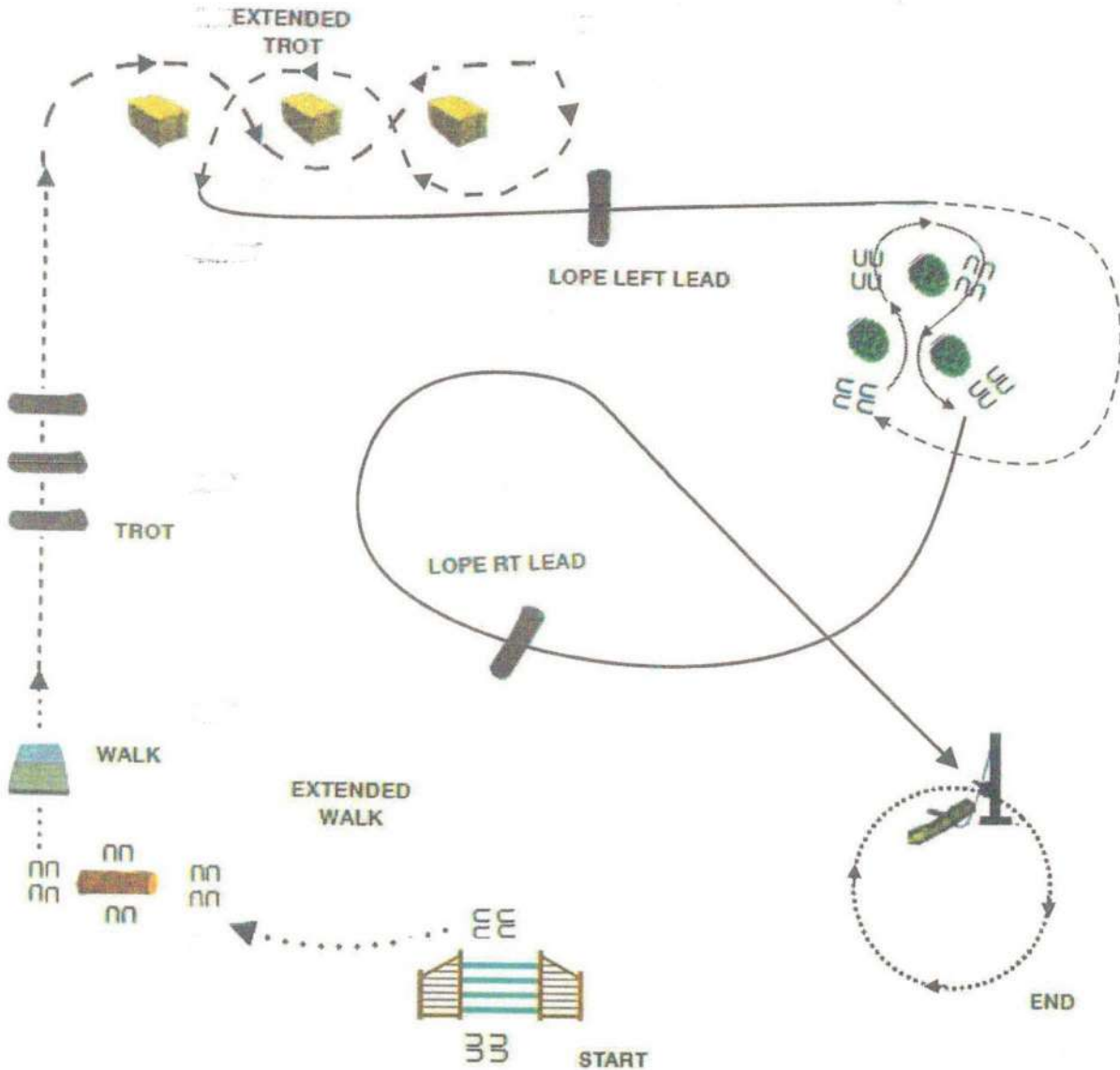
## AQHA Open Ranch Trail



1. Work Left Hand Gate.
2. Extend Walk to Side pass. Side pass left over log.
3. Walk over the Bridge.
4. Trot over logs.
5. Extended Trot through Hay Bales to Bushes.
6. Back through and around bushes.
7. Lope on Left Lead over log. Extend lope.
8. Collect and Change Leads. Lope Right Lead over logs. Stop.
9. Drag Log in a Circle to Right as shown.

# Ranch Trail

AQHA Youth / AQHA Amateur Ranch Trail



1. Work Left Hand Gate
2. Extend Walk to Side pass. Side pass left over log
3. Walk over the Bridge
4. Trot over logs
5. Extended Trot Serpentine
6. Lope left lead over log and jog around bushes
7. Back trough and around bushes
8. Lope right lead over log. Stop.
9. Drag Log in a Circle to Right as shown

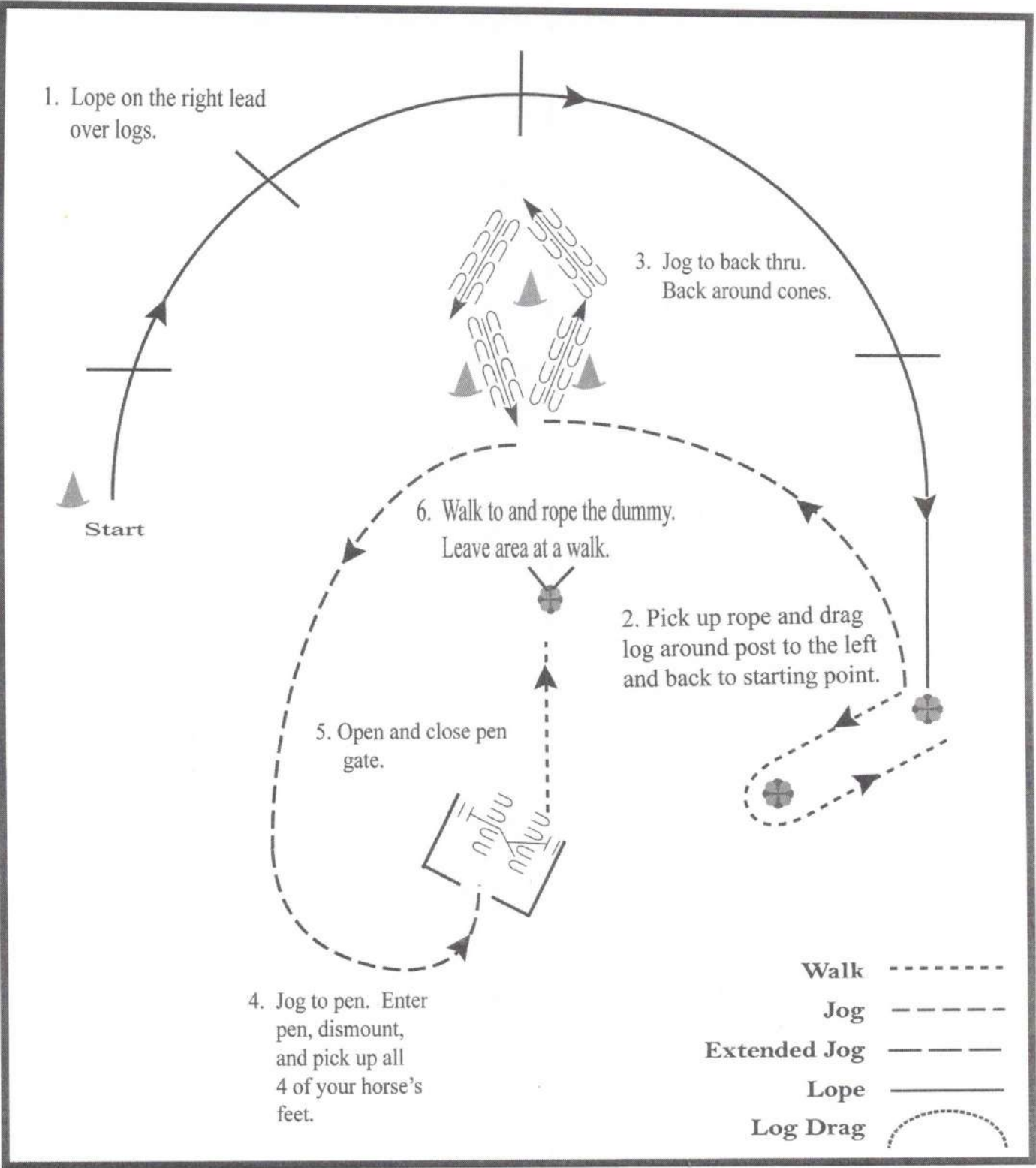
# Lammetal Classic 2025

## NSBA Green Ranch Trail

Show Date: 05-22-2025

www.HorseShowPatterns.com

www.HorseShowPatterns.com



[RT/1]

Pattern Provided by:  
**PIERRE OUELLET**

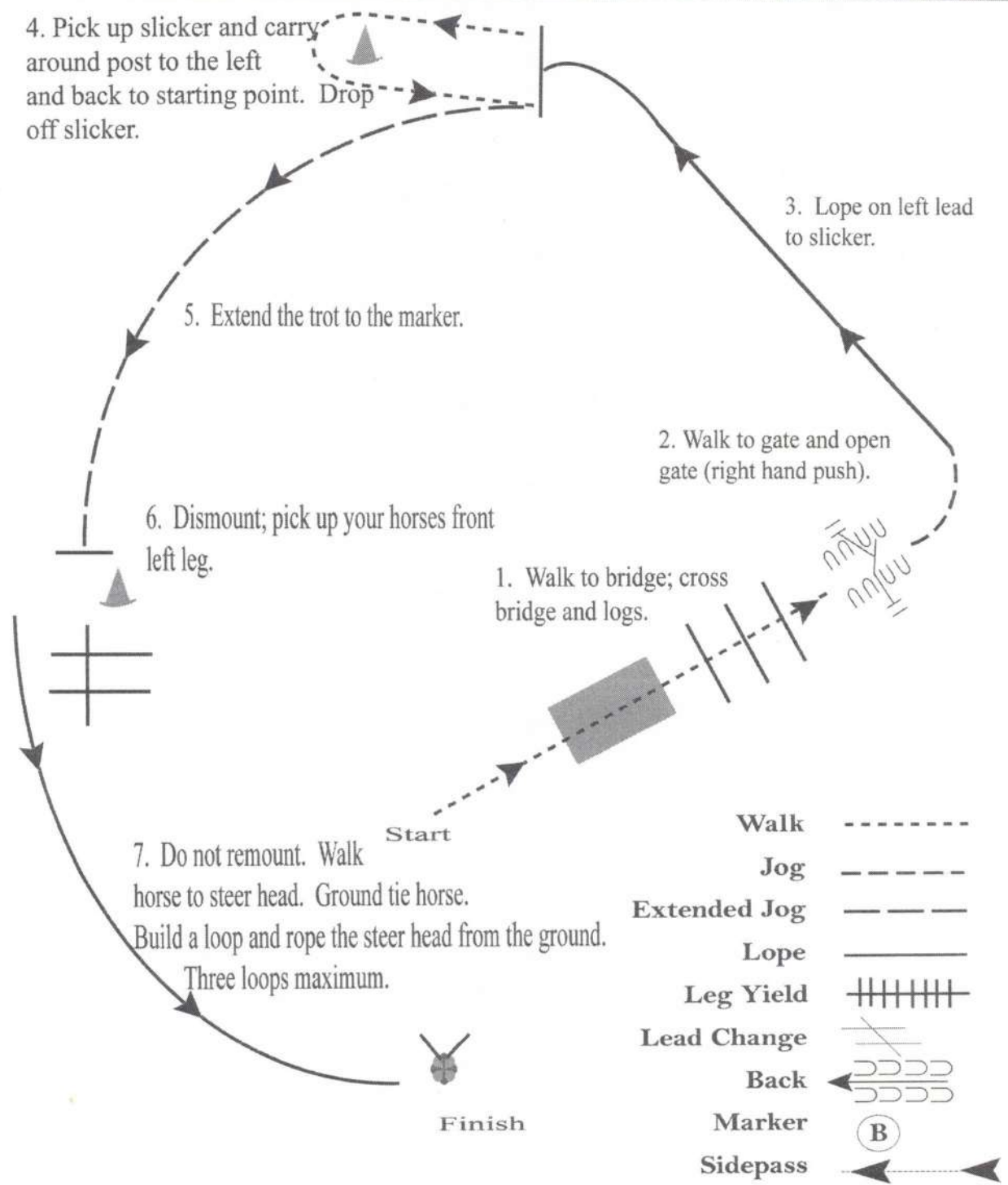
# Lammetal Classic 2025

## NSBA OPEN Ranch Trail

Show Date: 05-22-2025

www.HorseShowPatterns.com

www.HorseShowPatterns.com



[RT/3]

Pattern Provided by:  
**PIERRE OUELLET**



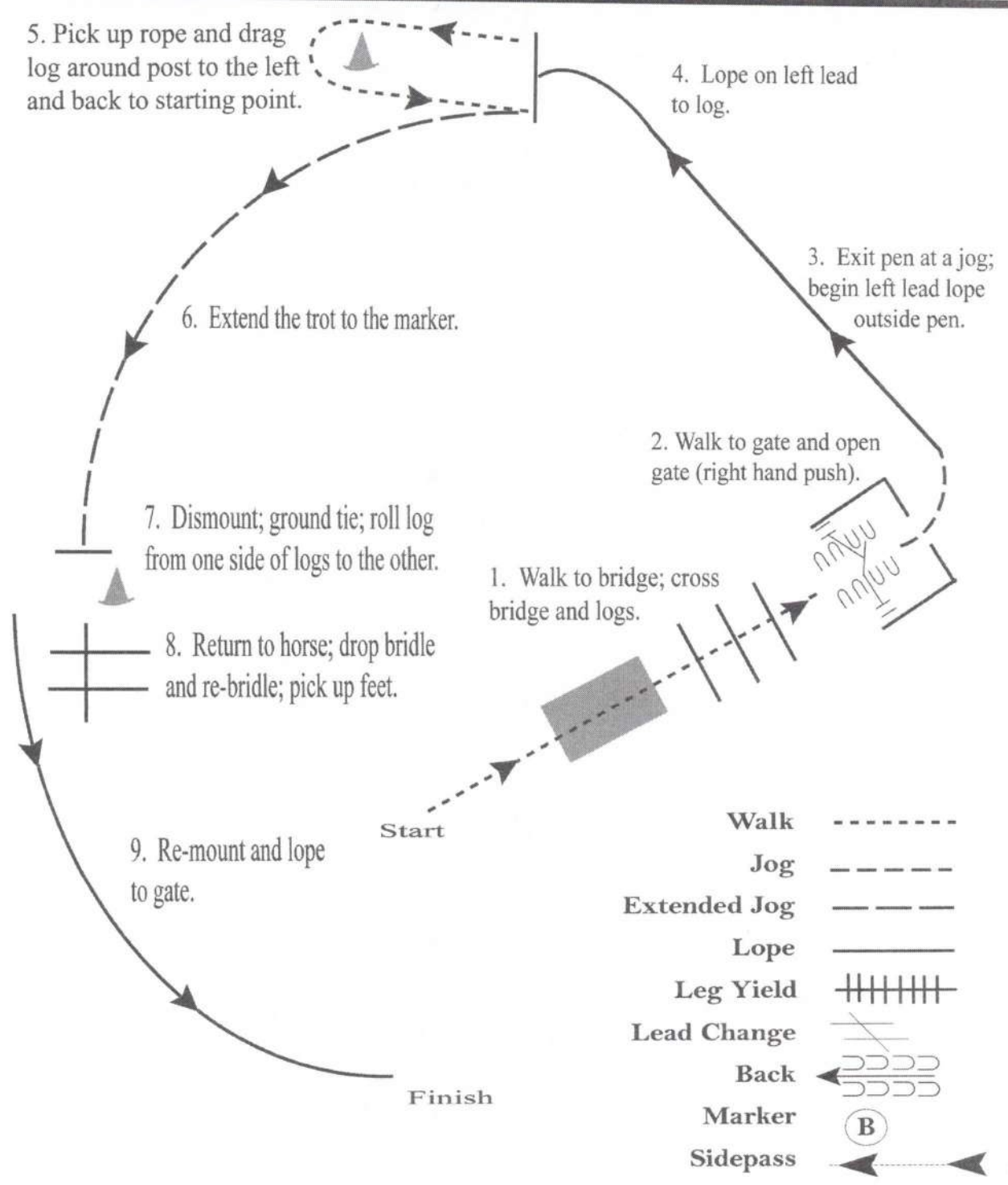
# Lammetal Classic 2025

## NSBA AMATEUR Ranch Trail

Show Date: 05-22-2025

www.HorseShowPatterns.com

www.HorseShowPatterns.com



[RT/5]

Pattern Provided by:  
**PIERRE OUELLET**

# Lammetal Classic 2025

## NSBA NOVICE YOUTH Ranch Trail

Show Date: 05-25-2025

5. Pick up rope and drag log around post to the left and back to starting point.

4. Lope on left lead to log.

3. Exit pen at a jog; begin left lead lope outside pen.

6. Extend the trot to the marker.

2. Walk to gate and open gate (right hand push).

7. Dismount; ground tie; roll log from one side of logs to the other.

1. Walk to bridge; cross bridge and logs.

8. Return to horse; drop bridle and re-bridle; pick up feet.

9. Re-mount and lope to gate.

Start

Finish

Walk	-----
Jog	- - - - -
Extended Jog	-----
Lope	—————
Leg Yield	
Lead Change	—/—
Back	←←←←←
Marker	(B)
Sidepass	←-----→

[RT/5]

Pattern Provided by:

**PIERRE OUELLET**

www.HorseShowPatterns.com

www.HorseShowPatterns.com

# Lammetal Classic 2025

## NSBA YOUTH Ranch Trail

Show Date: 05-25-2025

4. Pick up slicker and carry around post to the left and back to starting point. Drop off slicker.

3. Lope on left lead to slicker.

5. Extend the trot to the marker.

2. Walk to gate and open gate (right hand push).

6. Dismount; pick up your horses front left leg.

1. Walk to bridge; cross bridge and logs.

7. Do not remount. Walk horse to steer head. Ground tie horse. Build a loop and rope the steer head from the ground. Three loops maximum.

Start

Finish

Walk	-----
Jog	- - - - -
Extended Jog	— — — — —
Lope	—————
Leg Yield	
Lead Change	↗ ↘
Back	←←←←←
Marker	(B)
Sidepass	←-----→

[RT/3]

Pattern Provided by:

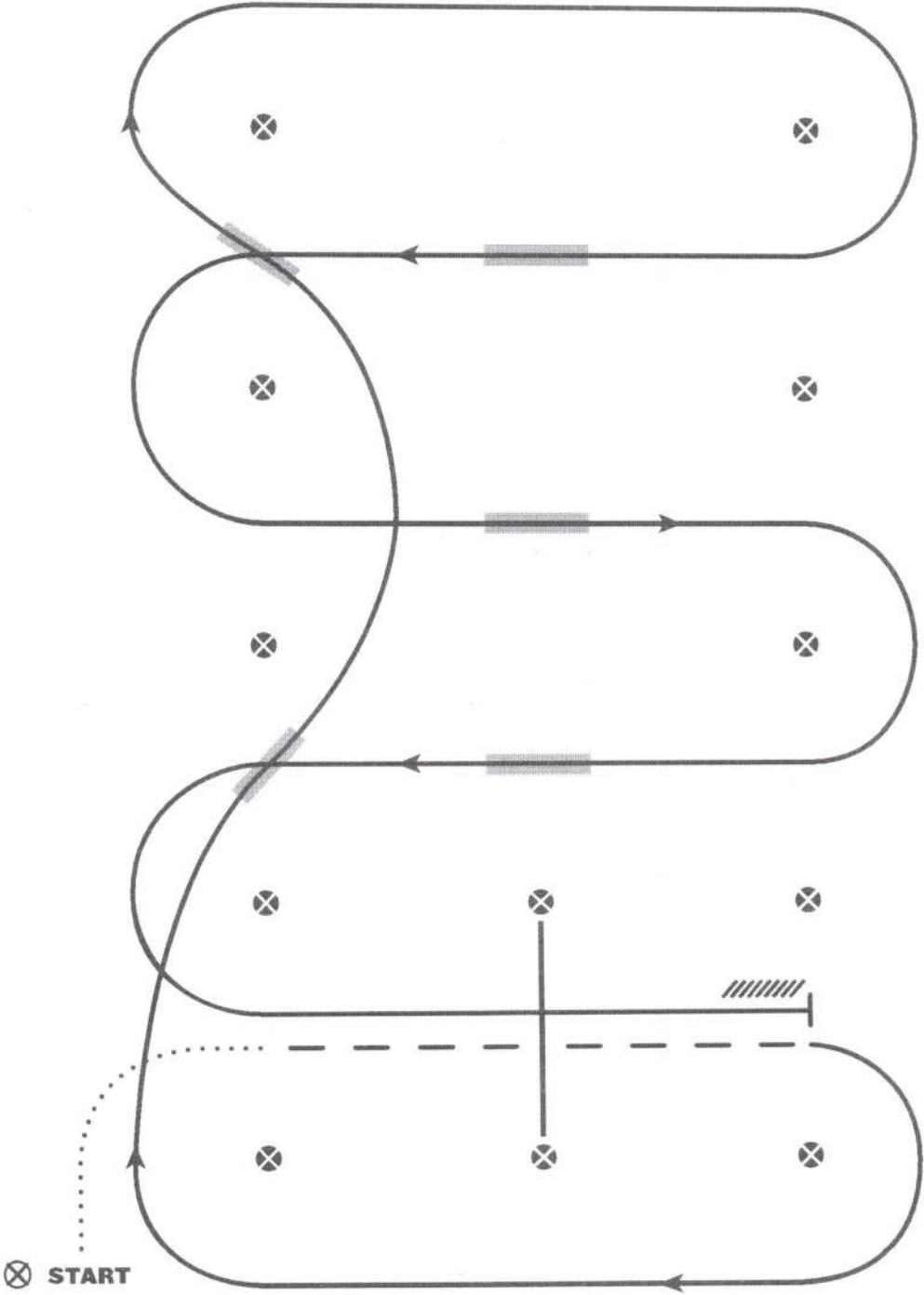
**PIERRE OUELLET**

AQHA L1 Open / L1 Amateur / L1 Youth

**LEVEL I WESTERN RIDING PATTERN 4**

**LEGEND**

- ..... Walk
- - - - - Jog
- Lope
- /////// Back
- ▒▒▒▒▒▒ Lead Changing Area

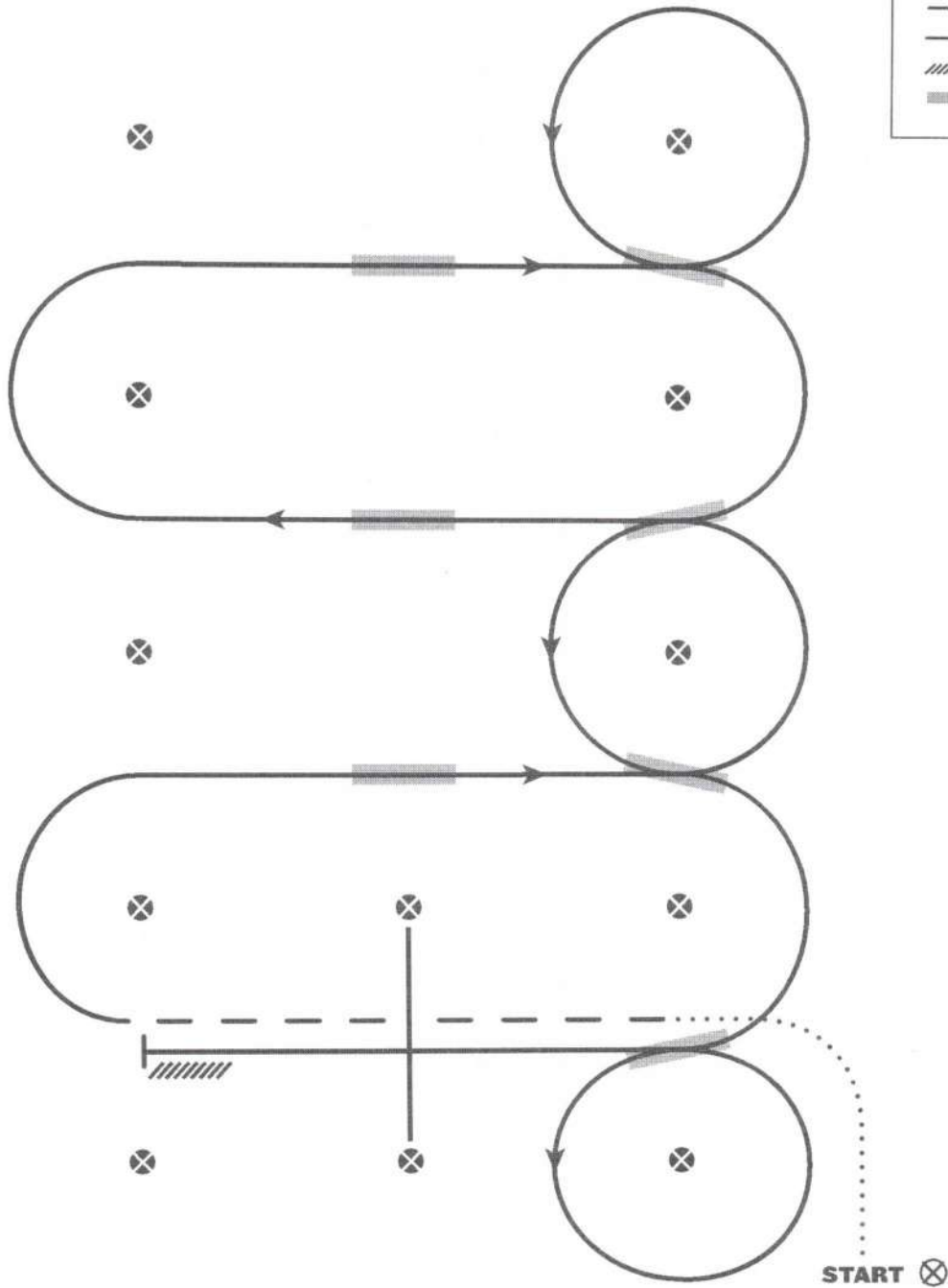


1. Walk at least 15 feet from start cone to the first marker, as drawn, transition to jog, jog over log.
2. Transition to the lope right lead & lope around end
3. First line change
4. Second line change, lope around end of arena
5. First crossing change
6. Second crossing change
7. Third crossing change
8. Lope over log
9. Lope, stop & back

AQHA Open  
**WESTERN RIDING - PATTERN 7**

**LEGEND**

- ..... Walk
- - - - - Jog
- Lope
- /////// Back
- ▨▨▨▨▨ Lead Changing Area

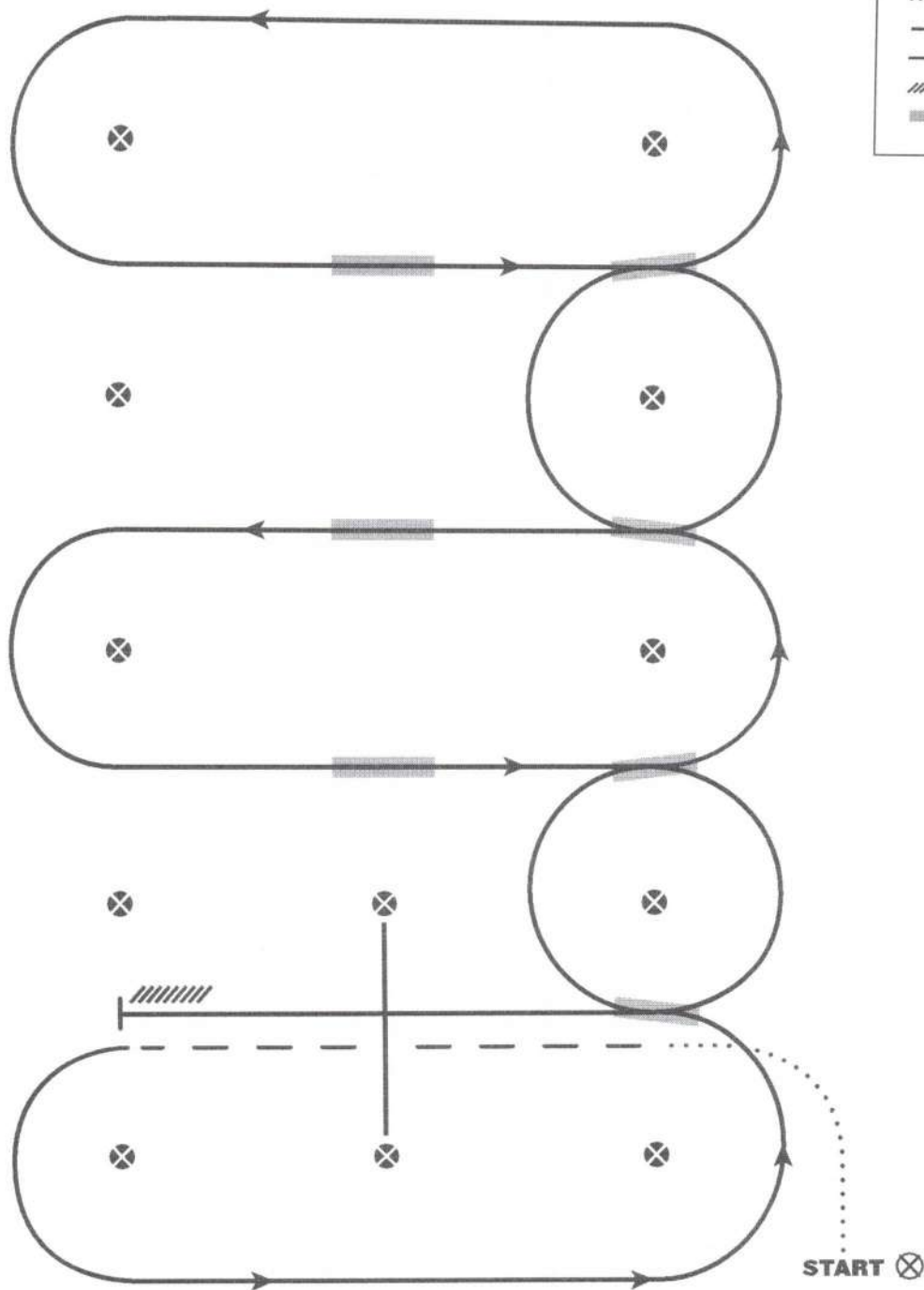


1. Walk at least 15 feet from start cone to the first marker, as drawn, transition to jog, jog over log.
2. Transition to the lope right lead
3. First crossing change
4. Second crossing change
5. Third crossing change
6. Circle & first line change
7. Second line change
8. Third line change
9. Fourth line change & circle
10. Lope over log
11. Lope, stop & back

AQHA Amateur / Youth  
**WESTERN RIDING - PATTERN 9**

**LEGEND**

- ..... Walk
- - - - - Jog
- Lope
- /////// Back
- ▨▨▨▨▨ Lead Changing Area



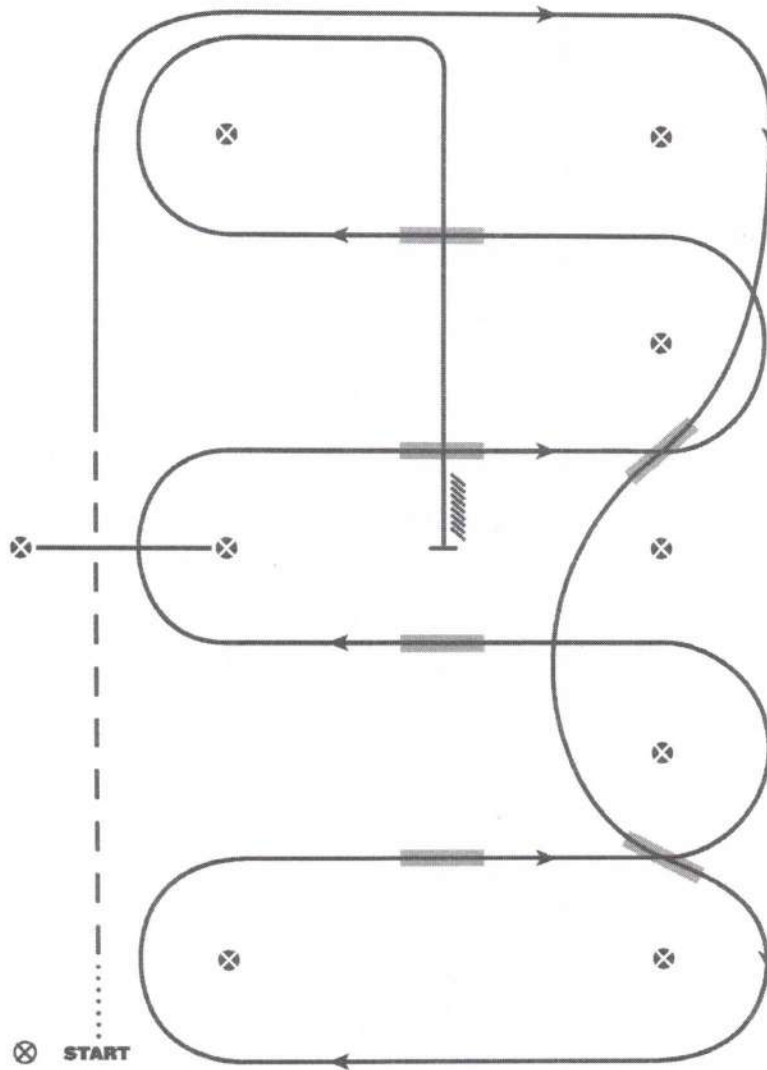
1. Walk at least 15 feet from start cone to the first marker, as drawn, transition to jog, jog over log.
2. Transition to the lope left lead
3. First line change
4. Second line change
5. Third line change
6. Fourth line change
7. First crossing change
8. Second crossing change
9. Third crossing change
10. Lope over log
11. Lope, stop & back

# LAMMENTAL CLASSIC 2025

## NSBA NOVICE YOUTH

Show Date: 05-24-2025

### LEVEL I WESTERN RIDING PATTERN 6



#### LEGEND

.....	Walk
- - - -	Jog
————	Lope
//////	Back
■■■■■	Lead Changing Area

1. Walk at least 15 feet from start cone to the first marker, transition to jog, jog over log.
2. Transition to the lope right lead & lope around end
3. First line change
4. Second line change, lope around the end of arena
5. First crossing change
6. Second crossing change
7. Lope over log
8. Third crossing change
9. Fourth crossing change
10. Lope up the center, stop & back

Revised 06-07-2021

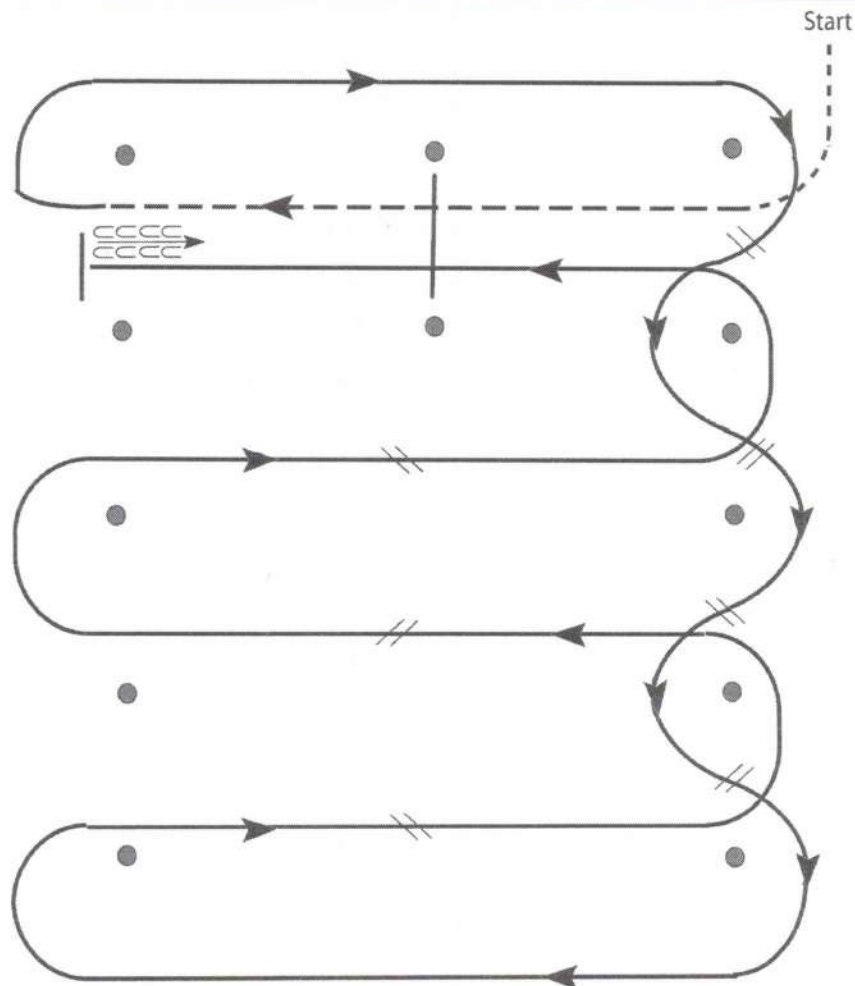
[WR/GP-6]

Pattern Provided by:  
**PIERRE OUELLET**

# LAMMENTAL CLASSIC 2025

NSBA YOUTH Western Riding

Show Date: 05-24-2025



1. Walk, transition to jog, jog over log.
2. Transition to right.
3. First line change.
4. Second line change.
5. Third line change.
6. Fourth line change.
7. First crossing change.
8. Second crossing change.
9. Third crossing change.
10. Lope over log.
11. Lope, stop and back.

[WR/OP-4]

Pattern Provided by:

**PIERRE OUELLET**



# Lammetal Classic 2025

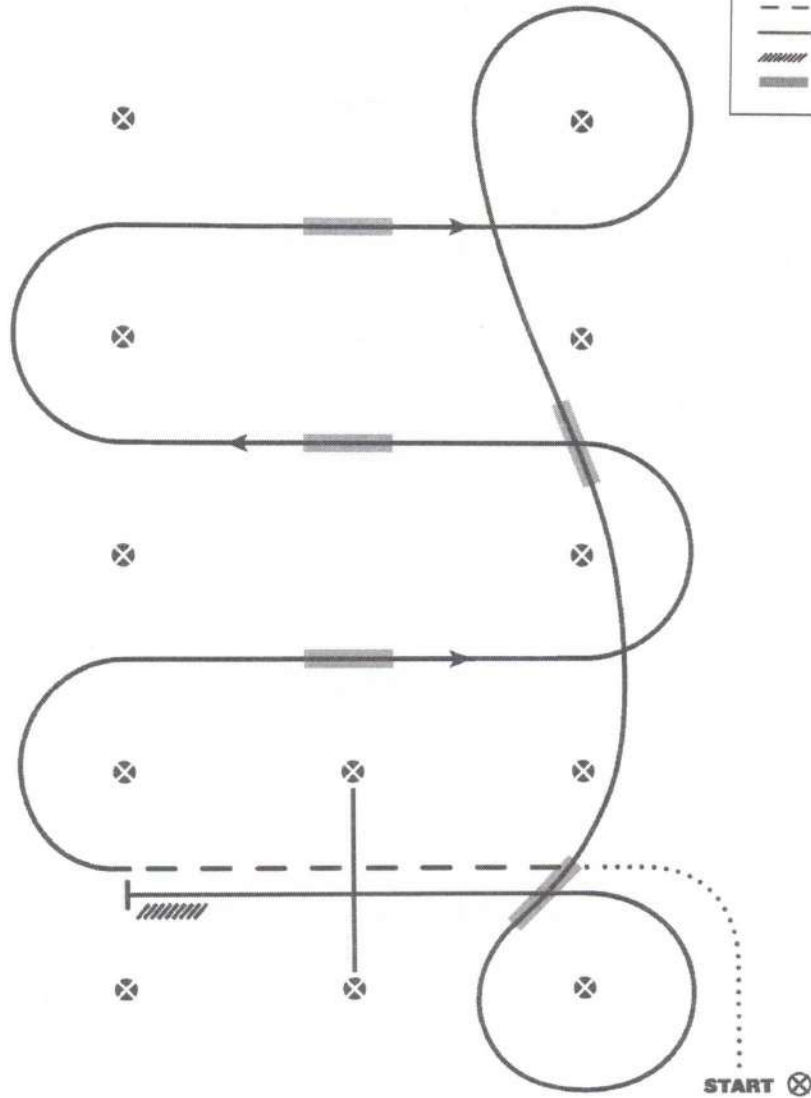
NSBA GREEN W.R.

Show Date: 05-25-2025

## LEVEL I WESTERN RIDING PATTERN 7

### LEGEND

.....	Walk
- - - -	Jog
————	Lope
///////	Back
▬▬▬▬	Lead Changing Area



1. Walk at least 15 feet from start cone to the first marker, as drawn, transition to jog, jog over log.
2. Transition to the lope right lead
3. First crossing change
4. Second crossing change
5. Third crossing change
6. Circle & first line change
7. Second line change & circle
8. Lope over log
9. Stop & back

Revised 06-07-2021

[WR/GP-7]

Pattern Provided by:  
**PIERRE OUELLET**

©2025 HorseShowPatterns.com. All Rights Reserved.

www.HorseShowPatterns.com

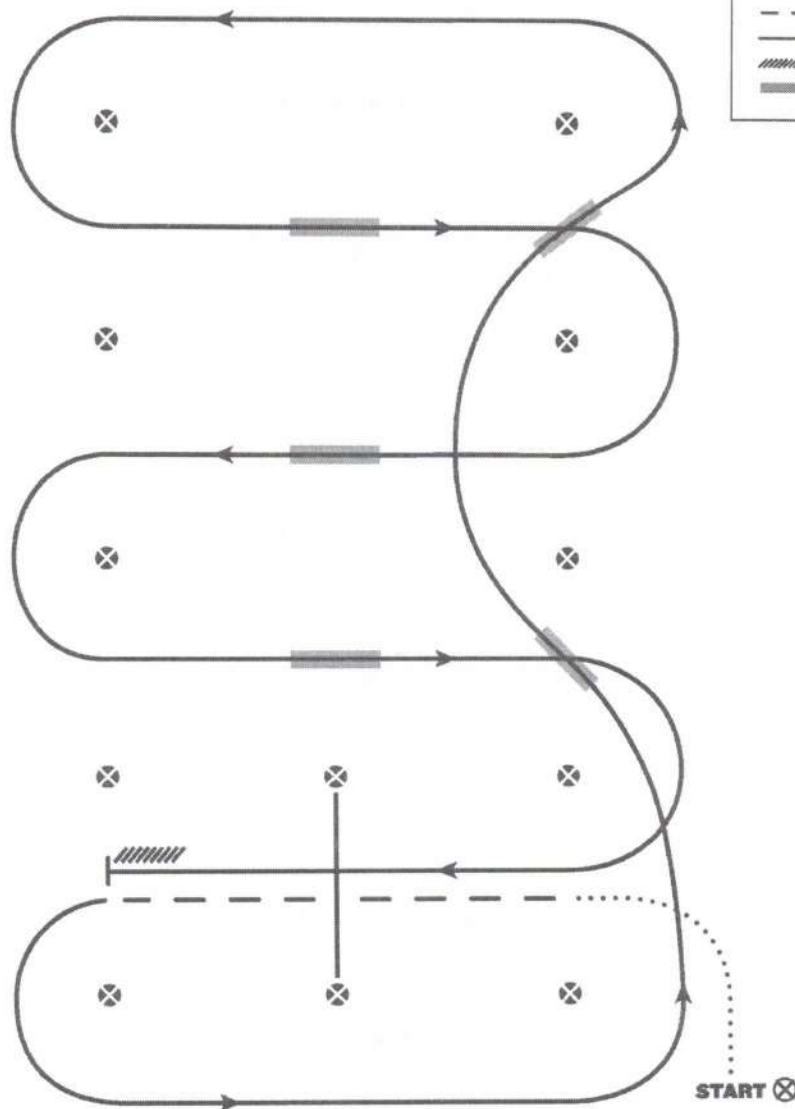
www.HorseShowPatterns.com

# Lammetal Classic 2025

## NSBA NOVICE AMATEUR Western Riding

Show Date: 05-25-2025

### LEVEL I WESTERN RIDING PATTERN 9



1. Walk at least 15 feet from start cone to the first marker, as drawn, transition to jog, jog over log.
2. Transition to the lope left lead & lope around end
3. First line change
4. Second line change, lope around the end of arena
5. First crossing change
6. Second crossing change
7. Third crossing change
8. Lope over log
9. Lope, stop & back

Revised 06-07-2021

[WR/GP-9]

Pattern Provided by:  
**PIERRE OUELLET**

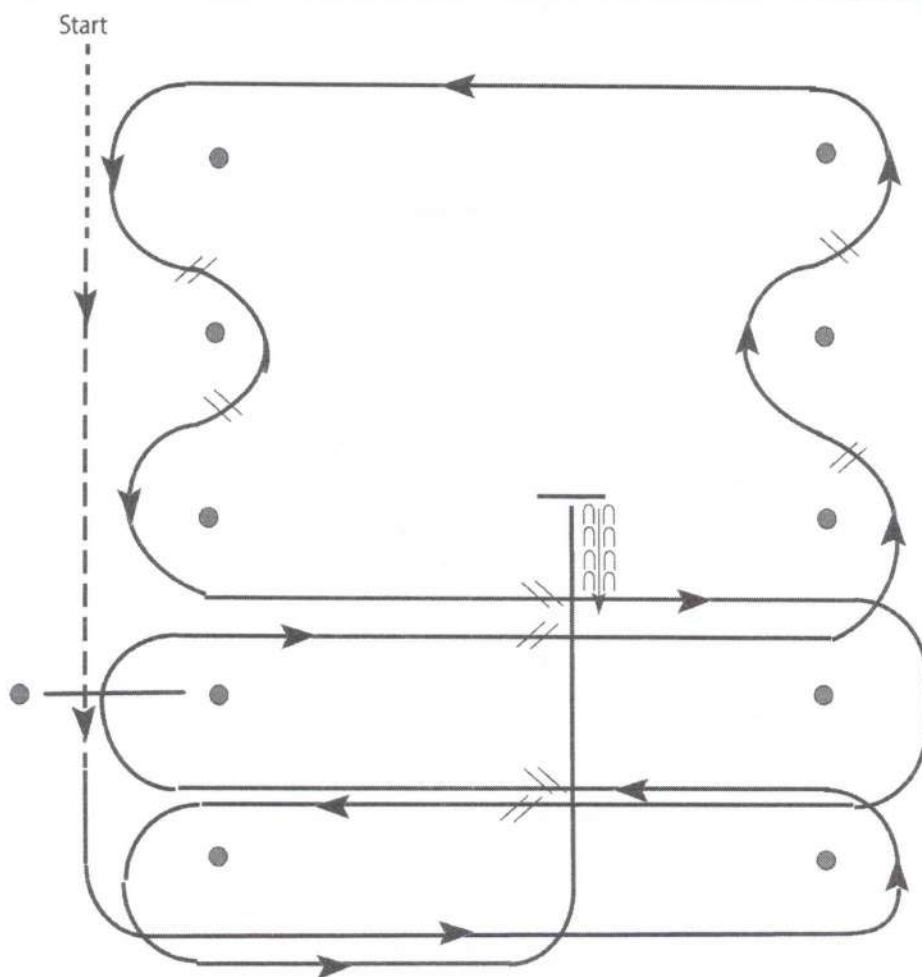
www.HorseShowPatterns.com

www.HorseShowPatterns.com

# Lammetal Classic 2025

NSBA AMATEUR Western Riding

Show Date: 05-25-2025



1. Walk, transition to jog, jog over log.
2. Transition to left.
3. First crossing change.
4. Lope over log.
5. Second crossing change.
6. First line change.
7. Second line change.
8. Third line change.
9. Fourth line change.
10. Third crossing change.
11. Fourth crossing change.
12. Lope up the center, stop and back.

[WR/OP-3]

Pattern Provided by:  
**PIERRE OUELLET**

www.HorseShowPatterns.com

www.HorseShowPatterns.com

# Lammetal Classic 2025

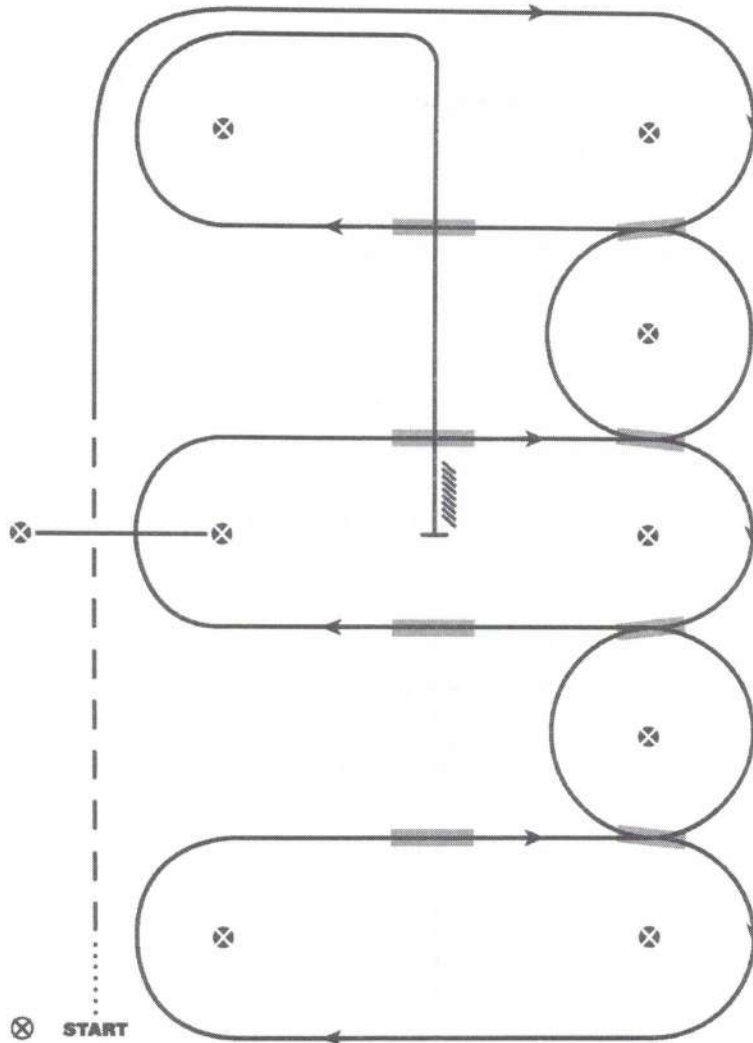
NSBA OPEN W.R.

Show Date: 05-25-2025

## WESTERN RIDING - PATTERN 6

### LEGEND

.....	Walk
- - - -	Jog
————	Lope
//////	Back
▬▬▬▬	Lead Changing Area



1. Walk at least 15 feet from start cone to the first marker, transition to jog, jog over log
2. Transition to the lope right lead & lope around end
3. First line change
4. Second line change
5. Third line change
6. Fourth line change lope around the end of arena
7. First crossing change
8. Second crossing change
9. Lope over log
10. Third crossing change
11. Fourth crossing change
12. Lope up the center, stop & back

Revised 06-07-2021

[WR/OP-6]

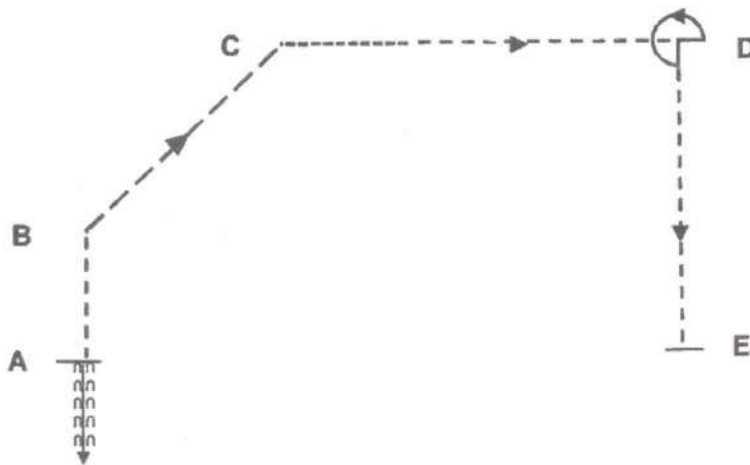
Pattern Provided by:

**PIERRE OUELLET**

# AQHA

## L1 Youth Walk Trot W. Horsemanship

## L1 Amateur Walk Trot W. Horsemanship



### Be ready at A

1. Back one horse length
2. Jog to B, then make an angled turn and extend the jog towards C
3. Break to the walk at C and walk five steps toward D
4. Halfway to D, pick up the jog
5. At D stop, do a 270° turn to the left
6. Jog to E
7. Stop at E

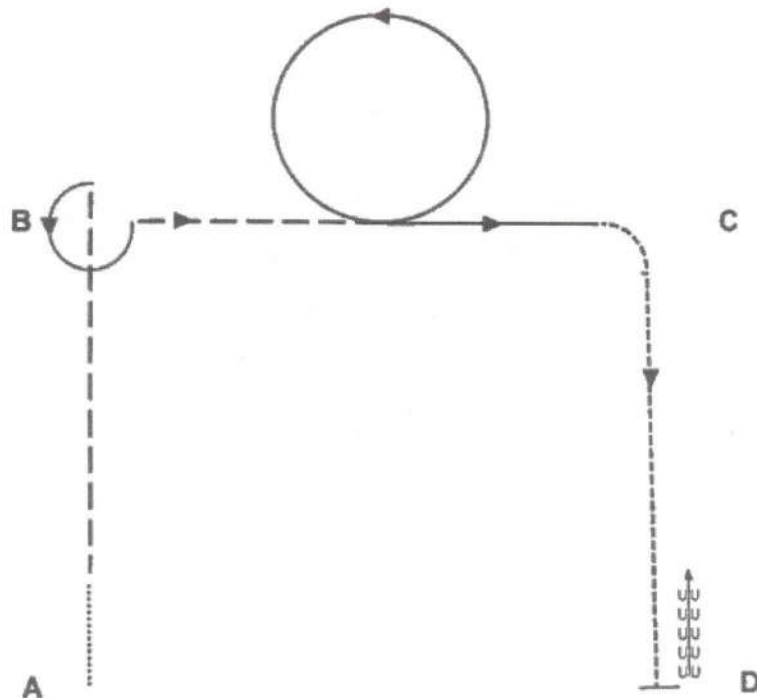
Walk	.....
Jog	-----
Extended Jog	- - - - -
Lope	—————
Extended Lope	- . . . -
Lead Change	↗ ↘
Back	εεεεεε→
Marker	<b>B</b>

Pattern is complete. Exit the arena at a jog

# AQHA

## L1 Youth W. Horsemanship

## L1 Amateur W. Horsemanship



### Be ready at A

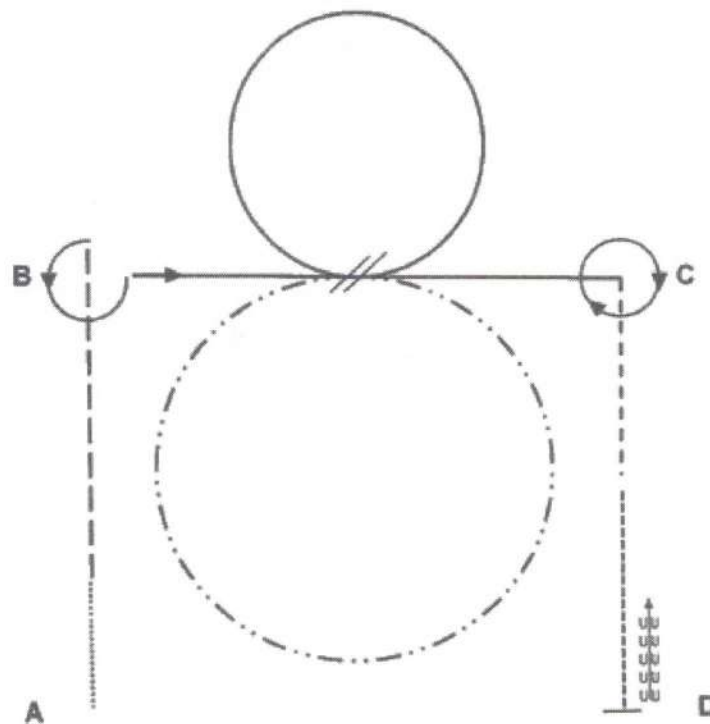
1. Walk five steps
2. Extend the jog to B
3. Stop at B and perform a  $\frac{1}{4}$  turn to the left
4. Extend the jog halfway to C
5. At C perform a small circle to the left at the lope, left lead
6. Continue towards C
7. Before C, break to the jog and jog to D
8. Stop at D and back approximately one horse length

**Pattern is complete. Exit the arena at the jog**

Walk	.....
Jog	-----
Extended Jog	-----
Lope	—————
Extended Lope	-----
Lead Change	
Back	←←←←←←
Marker	<b>B</b>

# AQHA

## Youth W. Horsemanship Amateur W. Horsemanship



**Be ready at A**

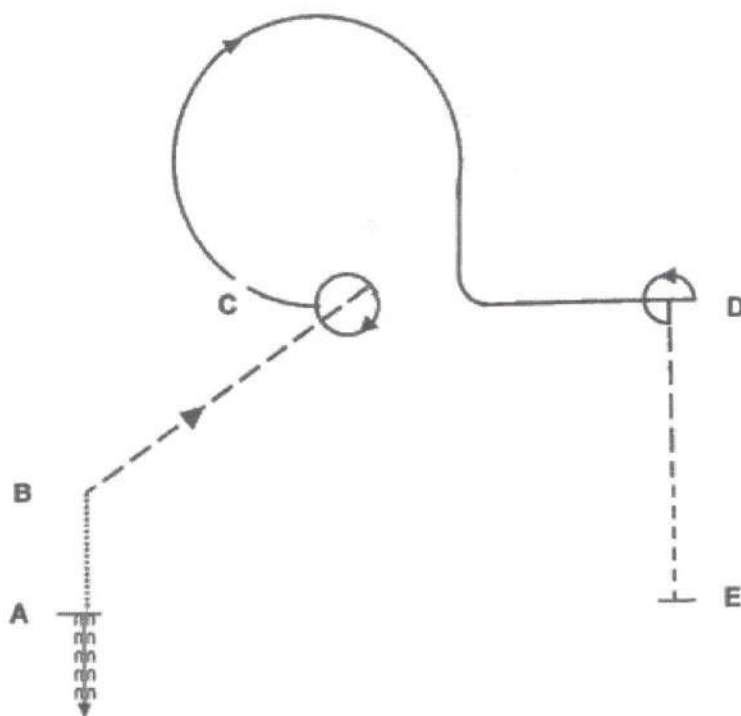
1. Walk five steps, then extend the jog to B
2. Stop at B and perform a 1¼ turn to the left
3. Lope on right lead halfway to C
4. Lope a large circle to the right at the extended lope
5. Collect to the lope, change leads (simple or flying) and lope a smaller circle to the left.
6. Lope to C, stop and perform a 1¼ turn to the right
7. Extend the jog halfway to D, then go to the regular jog
8. Stop at D and back approximately one horse length

Walk	.....
Jog	-----
Extended Jog	-----
Lope	————
Extended Lope	-----
Lead Change	———/———
Back	⋈⋈⋈⋈⋈⋈→
Marker	<b>B</b>

**Pattern is complete. Exit the arena at a jog**

# AQHA

## L1 Horse Non Pro W.Horsemanhship Amateur & Youth



**Be ready at A**

1. Back one horse length
2. Walk to B
3. At B, make an angled turn, picking up the extended jog to C
4. Stop at C, perform a 585° turn to the right
5. Lope right lead, making ¾ of a circle
6. Lope straight, then turn left (counter canter) toward D
7. At D stop, do a 270° turn to the left
8. Extend the jog halfway to E, then slow to the jog
9. Stop at E

Walk	.....
Jog	-----
Extended Jog	-----
Lope	————
Extended Lope	- . . . -
Lead Change	——/——
Back	←←←←←←
Marker	<b>B</b>

**Pattern is complete. Exit the arena at a jog**



# Lammetal Classic 2025

## NSBAYOUTH WALK-TROT Western Horsemanship

Show Date: 05-23-2025

www.HorseShowPatterns.com

www.HorseShowPatterns.com



Be ready at A.

1. Walk from A to B.
2. Stop past B and execute a 270 degree turn to the right.
3. Jog from B around C.
4. Extend the jog from C to D.
5. Stop at D and back one horse length.

Please exit at a jog.

Walk	-----
Jog	- - - - -
Extended Jog	- - - - -
Lope	—————
Leg Yield	
Lead Change	↗
Back	← ← ←
Marker	⊙ B
Sidepass	←-----→

[WH/WT-23]

Pattern Provided by:  
**PIERRE OUELLET**

# Lammetal Classic 2025

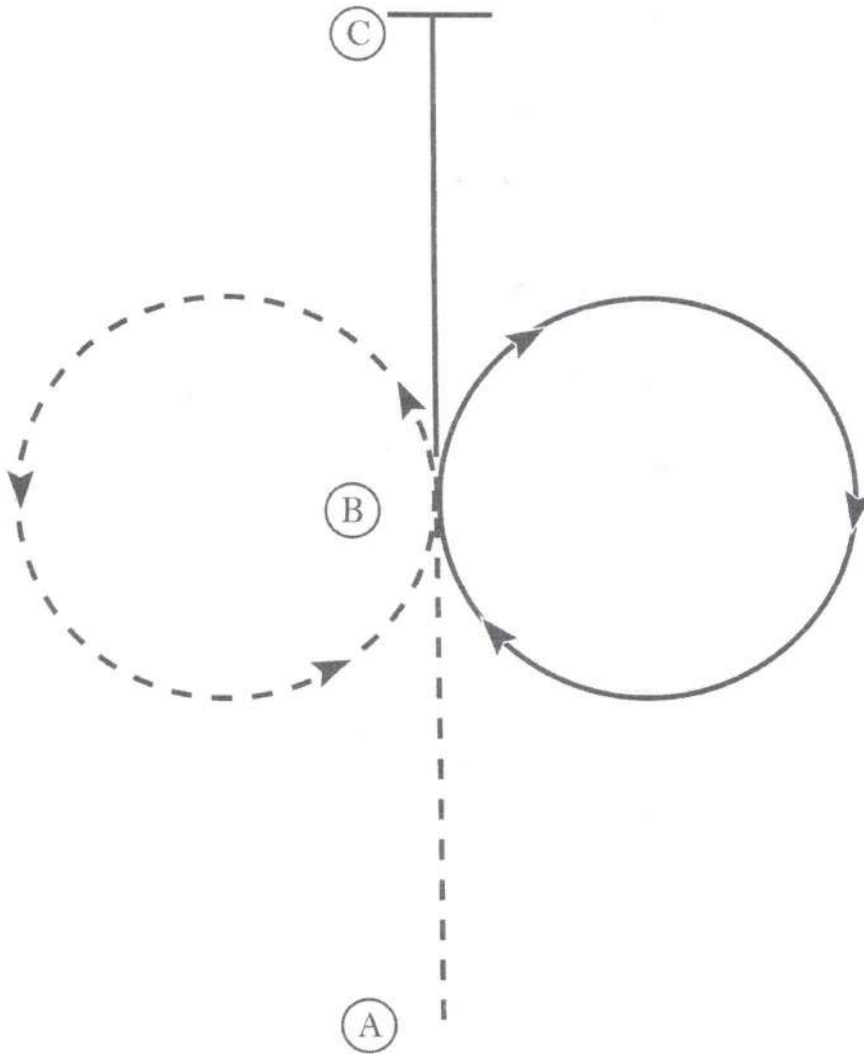
## NSBA NOVICE YOUTH Western Horsemanship

Show Date: 05-23-2025

www.HorseShowPatterns.com

www.HorseShowPatterns.com

1. Jog A to B
2. At B jog a circle to the left
3. At B lope a circle to the right on the right lead
4. Continue the lope to C
5. At C stop



Walk	.....
Jog	- - - - -
Extended Jog	— — — — —
Lope	—————
Leg Yield	
Lead Change	↙ ↘
Back	← ← ← ← ←
Marker	(B)
Sidepass	← — — — — →

[WH/1-9]

Pattern Provided by:  
**PIERRE OUELLET**

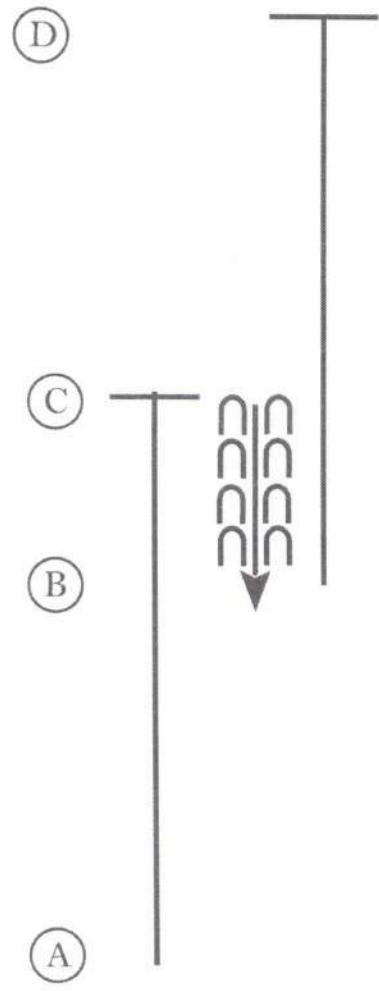
# LAMMENTAL CLASSIC 2025

NSBANOVICE AMATEUR Western Horsemanship

Show Date: 05-24-2025

w w w . H o r s e S h o w P a t t e r n s . c o m

w w w . H o r s e S h o w P a t t e r n s . c o m



1. Lope on the right lead A to C
2. At C stop and back to B
3. Lope on the left lead to D
4. Stop at D and wait to be dismissed

Walk	.....
Jog	-----
Extended Jog	—————
Lope	—————
Leg Yield	
Lead Change	↘
Back	← C C C C C C C C
Marker	⊙ B
Sidepass	← - - - - →

[WH/1-8]

Pattern Provided by:  
**PIERRE OUELLET**

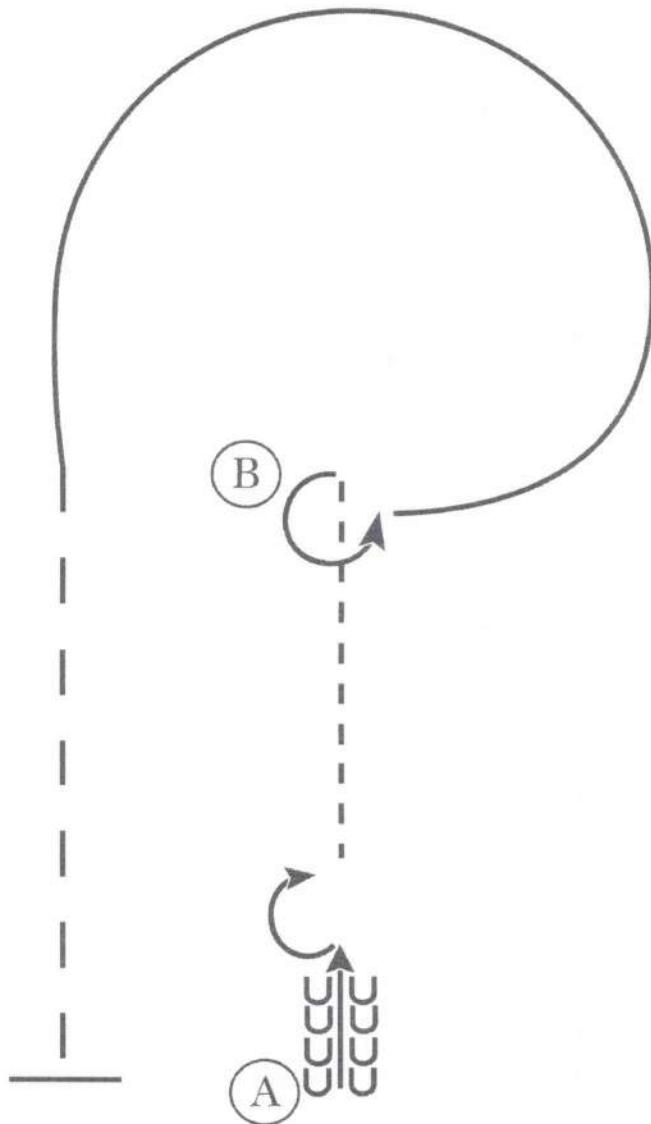
# LAMMENTAL CLASSIC 2025

## NSBA AMATEUR Western Horsemanship

Show Date: 05-24-2025

www.HorseShowPatterns.com

www.HorseShowPatterns.com



1. Back 4 steps at A.
2. Perform a 180 degree turn to the right.
3. Jog to B.
4. At B perform a 270 degree turn to the left .
5. Lope a circle around B on the left lead.
6. At B extend the jog to A.
7. At A stop.

Walk	.....
Jog	- - - - -
Extended Jog	— — — — —
Lope	—————
Leg Yield	
Lead Change	↙ ↘
Back	← ← ← ← ←
Marker	Ⓚ
Sidepass	← — — — — →

[WH/2-8]

Pattern Provided by:  
**PIERRE OUELLET**

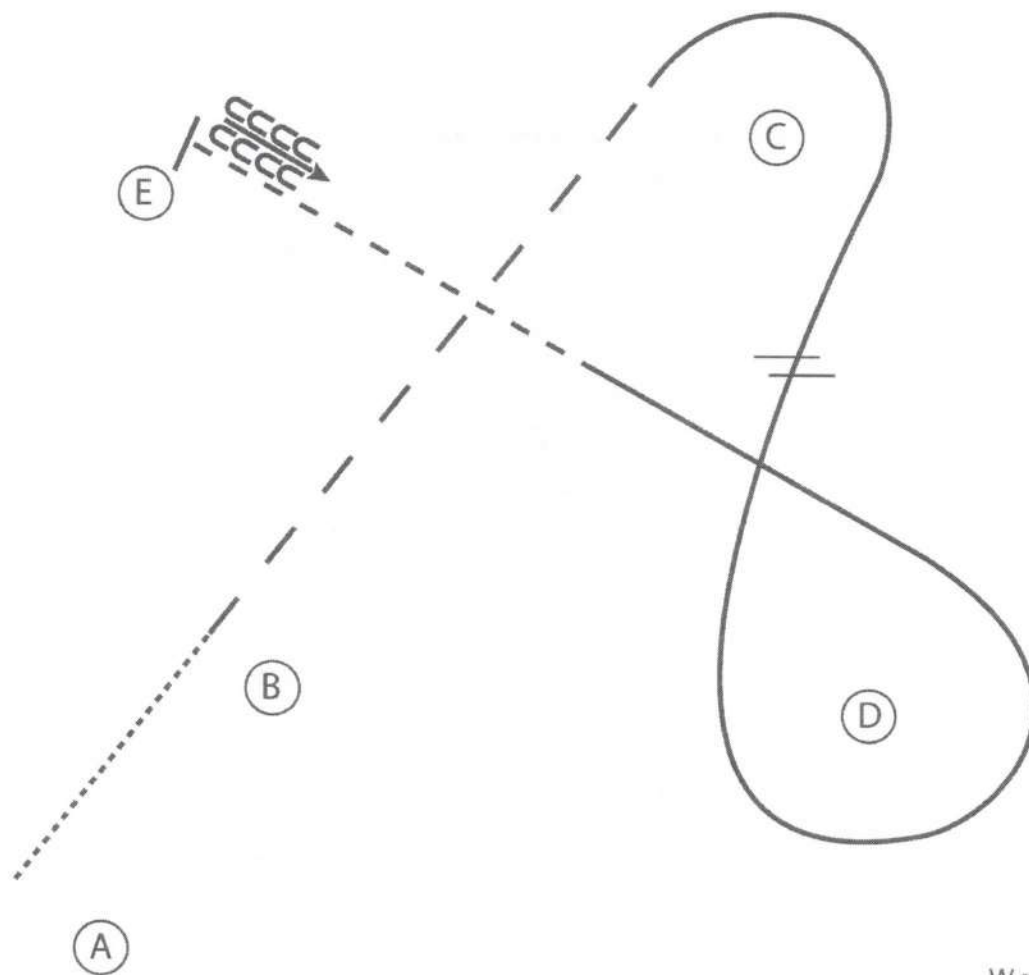
# LAMMENTAL CLASSIC 2025

NSBA YOUTH Western Horsemanship

Show Date: 05-24-2025

www.HorseShowPatterns.com

www.HorseShowPatterns.com



1. Walk A to B
2. At B extend the jog to C
3. At C lope a circle around C on the right lead
4. Between C and D perform a simple lead change
5. Lope a circle around D
6. Break to the jog when between D and E
7. At E stop and back 4 steps

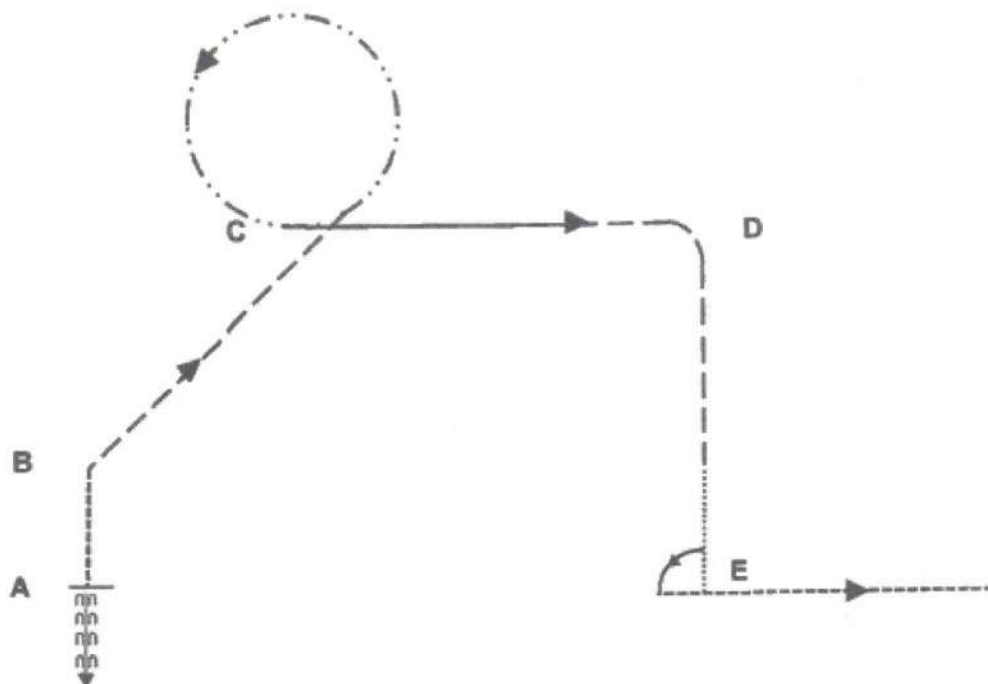
Walk	.....
Jog	-----
Extended Jog	—————
Lope	—————
Leg Yield	
Lead Change	↘
Back	←←←←
Marker	⊙
Sidepass	←→

[WH/2-11]

Pattern Provided by:  
**PIERRE OUELLET**

# AQHA

## L1 Horse Non Pro Hunt Seat Equ. Youth & Amateur



**Be ready at A**

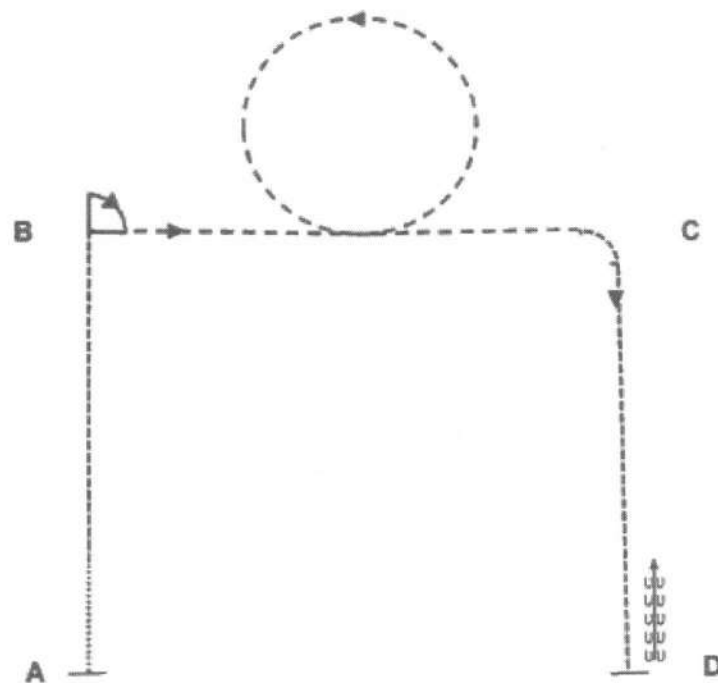
1. Back one horse length, then proceed at the sitting trot
2. At B, make an angled turn towards C and go to the posting trot on the right diagonal
3. At C, extend the canter in a circle on the left lead
4. When circle is complete slow to the regular canter
5. Before D, change to the posting trot, left diagonal
6. At D, turn towards E
7. When opposite B, break to the walk
8. At E, perform a 90° turn on the forehand to the left, then pick up the sitting trot

Walk	.....
Sitting Trot	-----
Trot	- - - - -
Canter	—————
Extended Canter	- . . . . -
Lead Change	
Back	ΣΣΣΣΣ→
Marker	<b>B</b>

**Pattern is complete. Exit the pattern area at the sitting trot**

# AQHA

## L1 Youth Walk/Trot Hunt Seat Equ. L1 Amateur Walk/Trot Hunt Seat Equ.



### Be ready at A

1. Walk approximately five steps toward B
2. Pick up the sitting trot to B
3. Stop at B and perform a  $\frac{1}{4}$  turn on the haunches to the right
4. Posting trot halfway to C on the left diagonal
5. When halfway to C, change diagonals and perform a small circle to the left at the posting trot
6. When back to the center, continue posting trot toward C
7. Sitting trot just before C, turn, continue sitting trot to D
8. Stop at D and back approximately one horse length

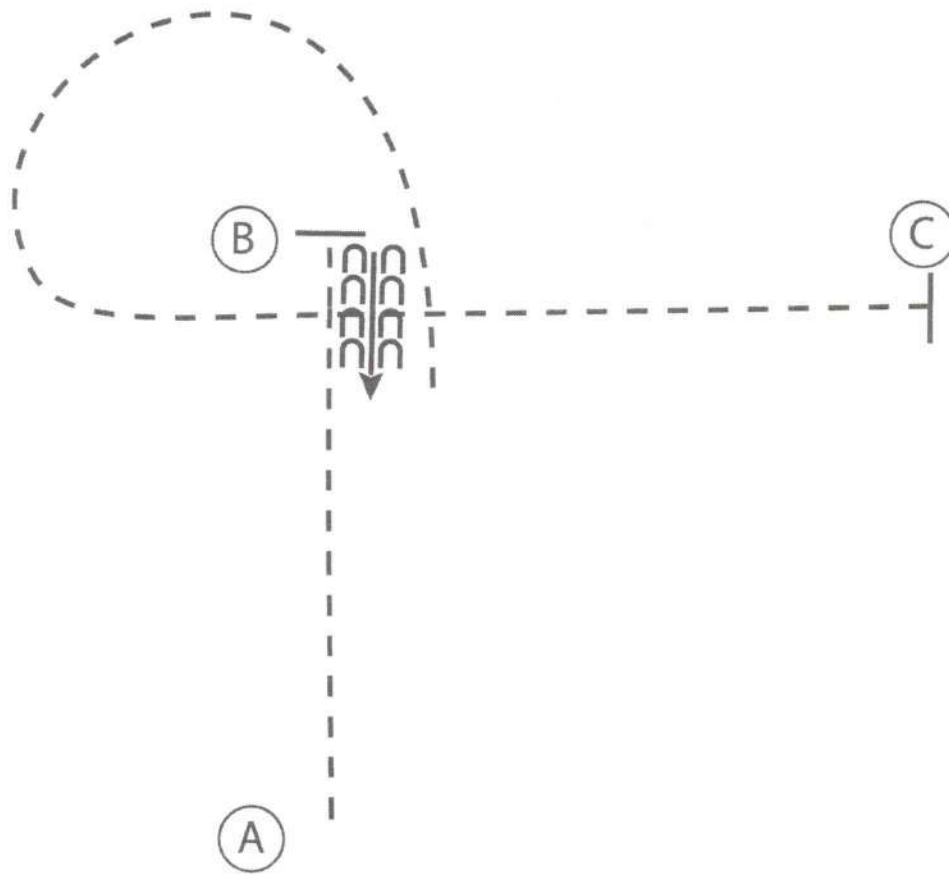
Walk	.....
Sitting trot	-----
Posting trot	- - - -
Canter	————
Extended Canter	- . . - . .
Lead Change	
Back	
Marker	<b>B</b>

Pattern is complete. Exit the arena at the ring at a sitting trot.

# LAMMENTAL CLASSIC 2025

## NSBA YOUTH WALK TROT Hunt Seat Equitation

Show Date: 05-24-2025



1. Trot A to B
2. At B stop and back 4 steps
3. Trot a circle around B and continue to C
4. Stop at C

Walk	.....
Trot	-----
Extended Trot	-----
Canter	—————
Leg Yield	
Lead Change	↙
Back	← C C C C
Marker	⊙ B
Sidepass	←-----→

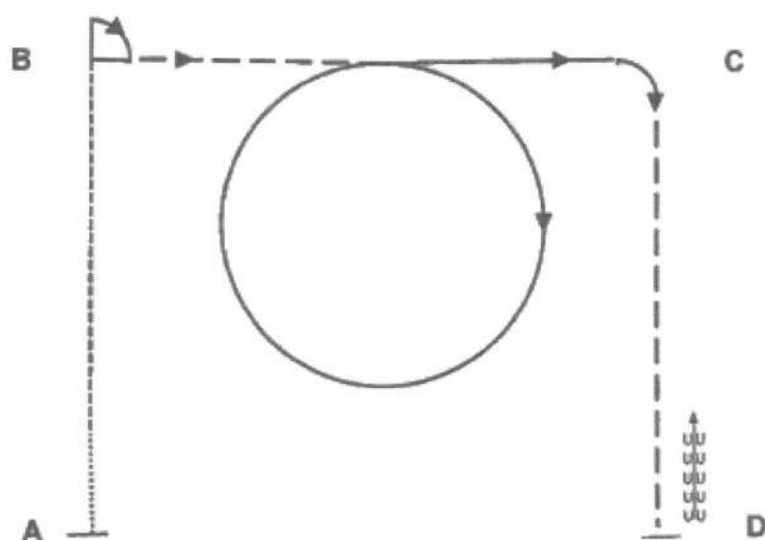
[HSE/WT-2]

Pattern Provided by:  
**PIERRE OUELLET**



# AQHA

## L1 Youth Hunt Seat Equ. L1 Amateur Hunt Seat Equ.



### Be ready at A

1. Walk five steps
2. Pick up the sitting trot
3. Stop at B and perform a  $\frac{1}{4}$  turn on the haunches to the right
4. Posting trot halfway to C on the right diagonal
5. When halfway to C, canter a circle to the right, right lead
6. Continue the canter to C, turn at C
7. After the turn break to the posting trot, left diagonal
8. Stop at D and back approximately one horse length

Walk	.....
Sitting trot	-----
Posting trot	-----
Canter	—————
Extended Canter	— . . . — . . .
Lead Change	— / —
Back	← ← ← ← ← ← ← ←
Marker	<b>B</b>

**Pattern is complete. Exit the arena at the ring at a sitting trot.**

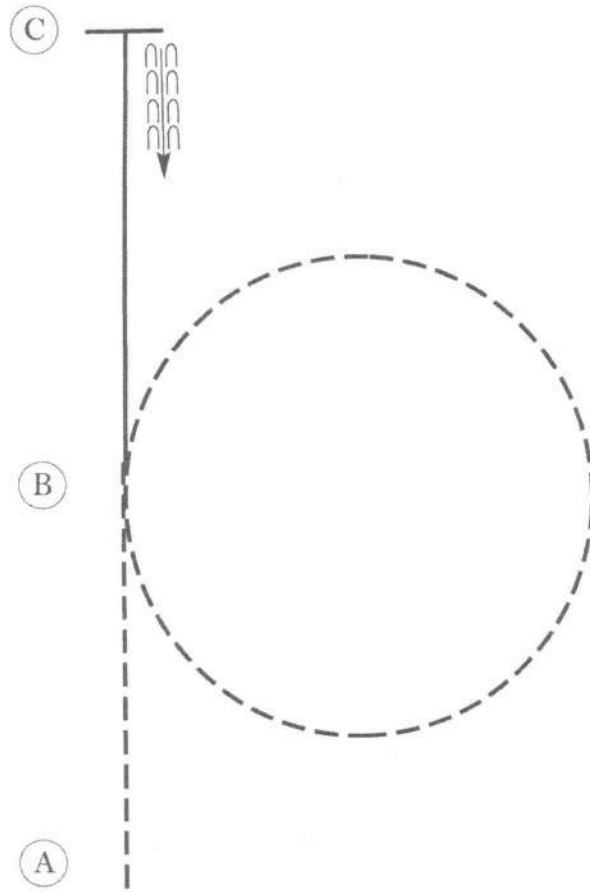
# LAMMENTAL CLASSIC 2025

## NSBA NOVICE YOUTH Hunt Seat Equitation

Show Date: 05-24-2025

www.HorseShowPatterns.com

www.HorseShowPatterns.com



Be ready before A.

1. Sitting trot A to B.
2. At B, posting trot circle to the right on proper diagonal.
3. At B, canter on the left lead to C.
4. Stop at C and back approximately one horse length.

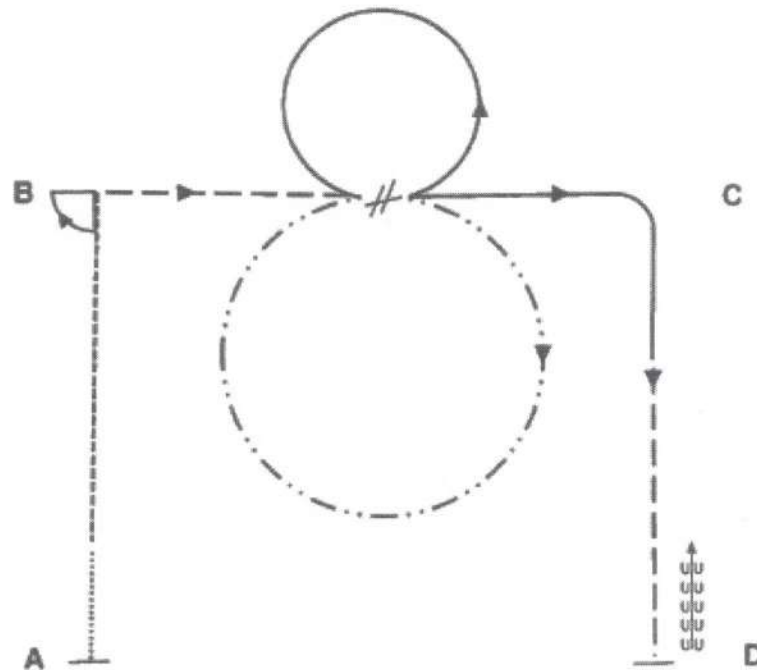
Walk	-----
Trot	- - - - -
Extended Trot	-----
Canter	=====
Leg Yield	
Lead Change	↘
Back	←←←←←
Marker	Ⓚ
Sidepass	←-----→
Hand Gallop	-----

[HSE/1-2]

Pattern Provided by:  
**PIERRE OUELLET**

# AQHA

## Youth Hunt Seat Equ. Amateur Hunt Seat Equ.



### Be ready at A

1. Walk five steps
2. Pick up the sitting trot
3. Stop at B, perform a 90° turn on the forehand to the right
4. Posting trot halfway to C on the right diagonal
5. When halfway to C, canter a circle to the right, right lead, at the extended canter
6. At completion of the circle, change leads, regular canter in a smaller circle to the left
7. Canter to C, turn (counter canter), then break to the posting trot, left diagonal
8. Stop at D and back approximately one horse length

Walk	.....
Sitting trot	-----
Posting trot	-----
Canter	————
Extended Canter	— · · · —
Lead Change	//
Back	←←←←←
Marker	B

**Pattern is complete. Exit the arena at the ring at a sitting trot.**

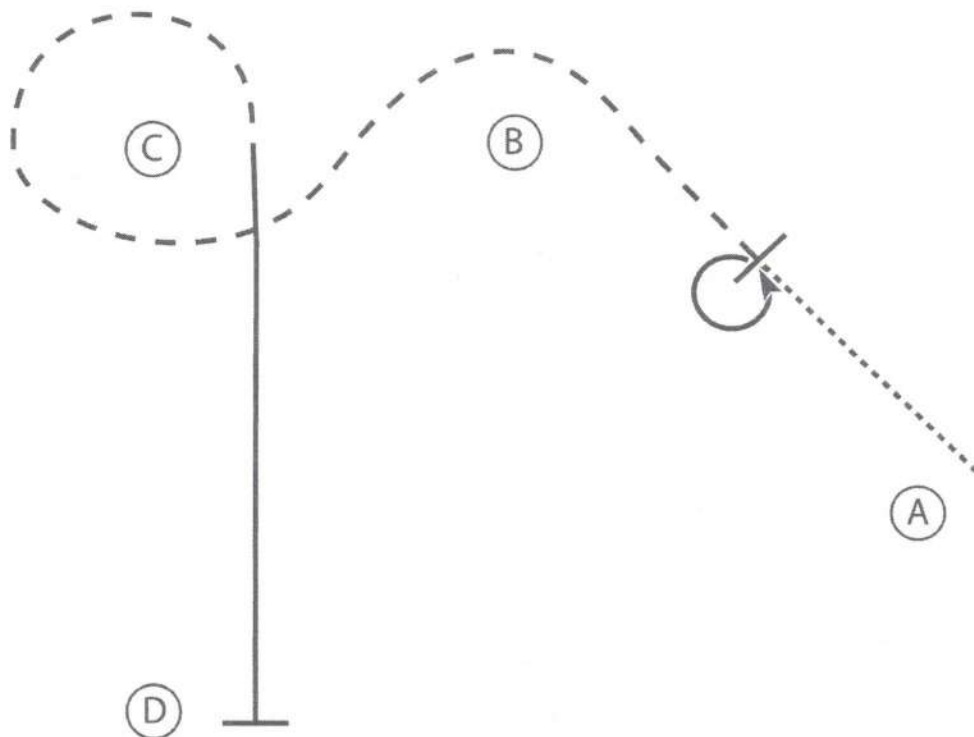
# LAMMENTAL CLASSIC 2025

## NSBA YOUTH Hunt Seat Equitation

Show Date: 05-24-2025

www.HorseShowPatterns.com

www.HorseShowPatterns.com



1. At A walk halfway to B
2. Stop and perform a 360 degree turn to the left on the hindquarters
3. Posting trot to and around B and in a circle around C, performing proper change of diagonal
4. At C canter to D on the right lead
5. Stop at D

Walk	.....
Trot	-----
Extended Trot	- - - - -
Canter	—————
Leg Yield	
Lead Change	↘
Back	←←←←←
Marker	(B)
Sidepass	←- - - -→

[HSE/2-1]

Pattern Provided by:  
**PIERRE OUELLET**

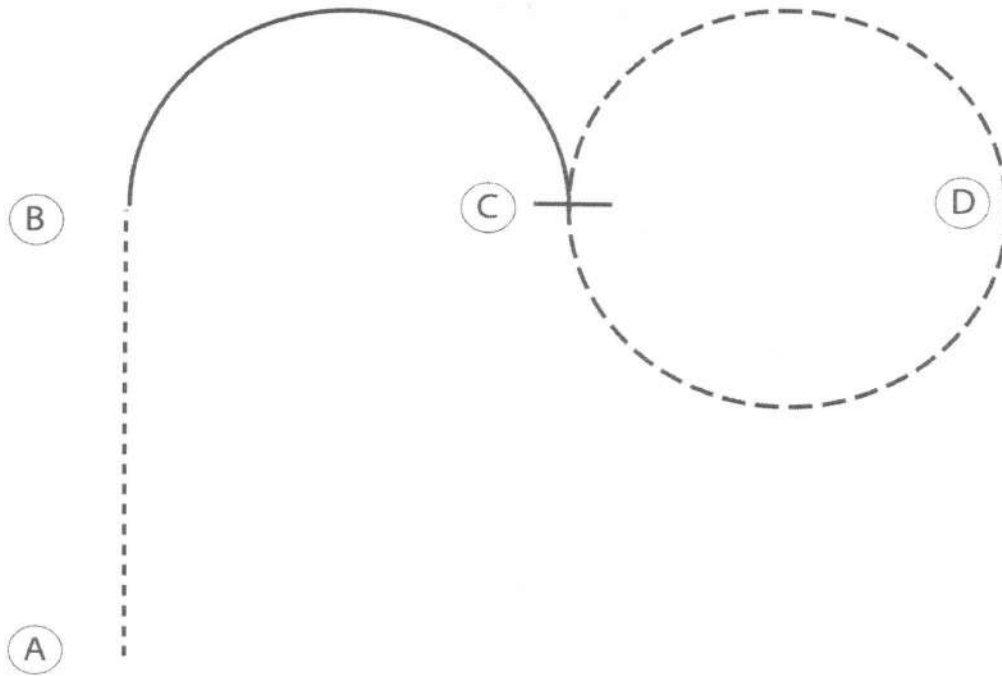
# Lammetal Classic 2025

## NSBA NOVICE AMATEUR Hunt Seat Equitation

Show Date: 05-25-2025

www.HorseShowPatterns.com

www.HorseShowPatterns.com



Be ready at A.

1. Walk from A to B.
2. At B, canter on the right lead in a half circle to C.
3. At C, posting trot to D.
4. Sitting trot from D to C.
5. Stop at C.

Follow the instructions of your ring steward.

Walk	-----
Trot	- - - - -
Extended Trot	-----
Canter	=====
Leg Yield	
Lead Change	↘
Back	←←←←←
Marker	Ⓚ
Sidepass	←-----→
Hand Gallop	-----

[HSE/1-16]

Pattern Provided by:  
**PIERRE OUELLET**

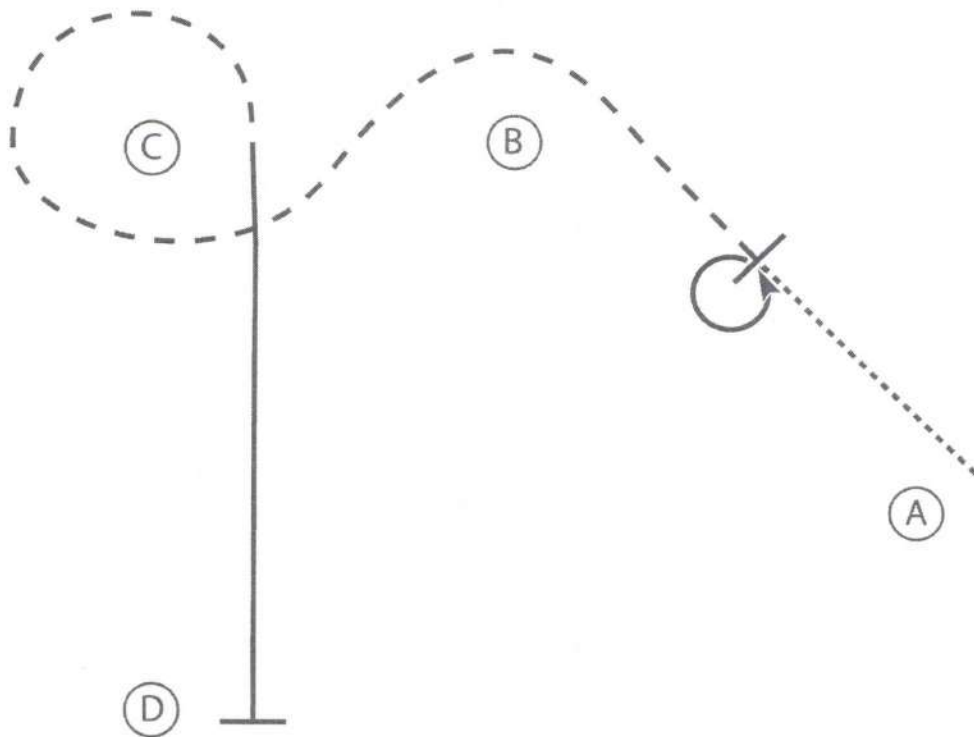
# Lammetal Classic 2025

## NSBA AMATEUR Hunt Seat Equitation

Show Date: 05-25-2025

www.HorseShowPatterns.com

www.HorseShowPatterns.com



1. At A walk halfway to B
2. Stop and perform a 360 degree turn to the left on the hindquarters
3. Posting trot to and around B and in a circle around C, performing proper change of diagonal
4. At C canter to D on the right lead
5. Stop at D

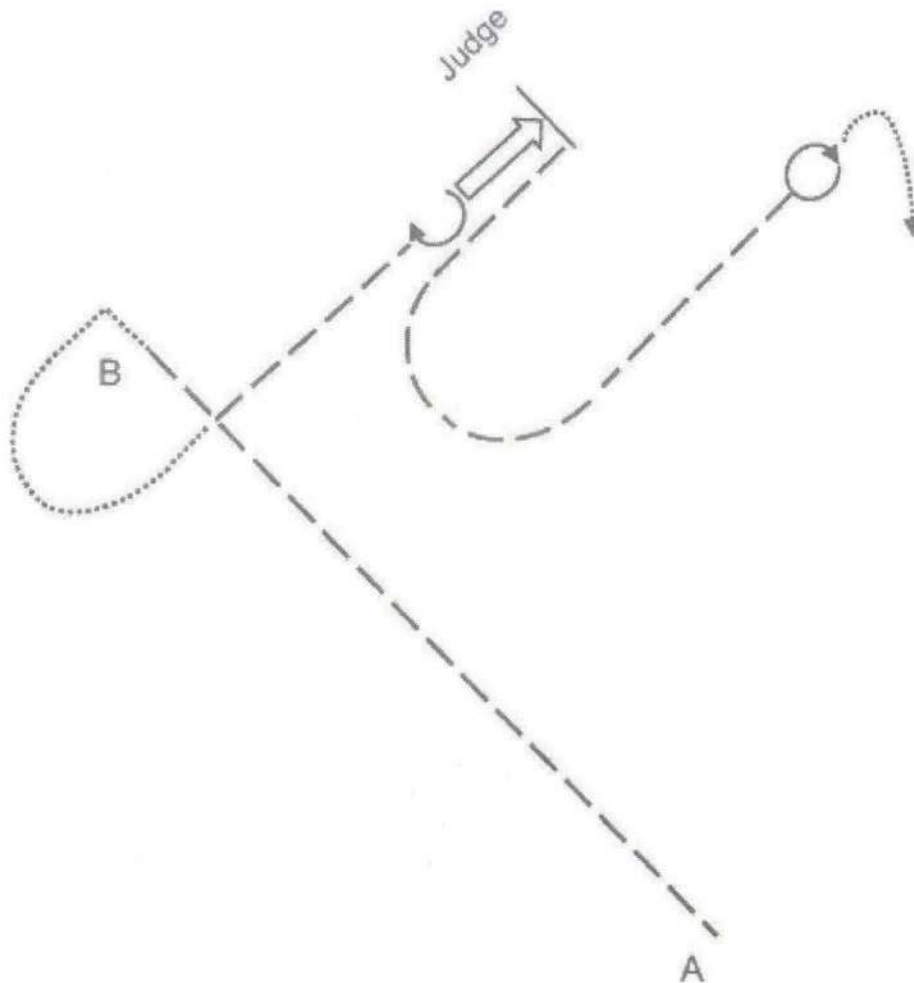
Walk	.....
Trot	-----
Extended Trot	-----
Canter	—————
Leg Yield	
Lead Change	↗
Back	←←←←←
Marker	(B)
Sidepass	←---→

[HSE/2-1]

Pattern Provided by:  
**PIERRE OUELLET**

# AQHA

## L1 Horse Non Pro Showmanship Youth & Amateur

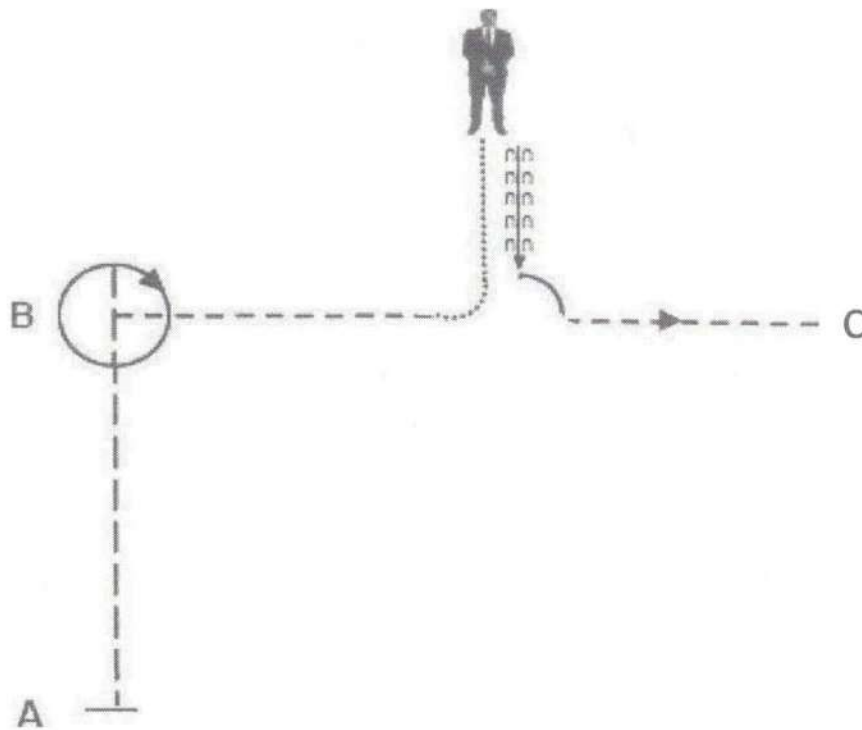


1. Trot towards B
2. At B, break to walk, walk corner & around B
3. Trot at least halfway to judge
4. Stop, perform a 180<sup>0</sup> turn
5. Back until horse's hip in line with judge
6. Set up
7. Inspection
8. When excused, trot an arc as shown
9. Stop and perform a 360<sup>0</sup> turn, exit at a walk

# AQHA

## L1 Youth Showmanship

## L1 Amateur Showmanship



Be ready at A

1. Extend the trot to B
  2. At B stop and do a 450 ° turn, than proceed at regular trot
  3. Break tot he walk, turn left and walk to the judge
  4. Setup
  5. Inspection
  6. When dismissed, back aproximately 10 feet
  7. When even with B, do a 90° turn and trot to C
  8. Stop at C
- Pattern is complete, exit at the walk

Walk	.....
Trot	-----
Extended Trot	-----
Back	←←←←←←←←
Marker	B



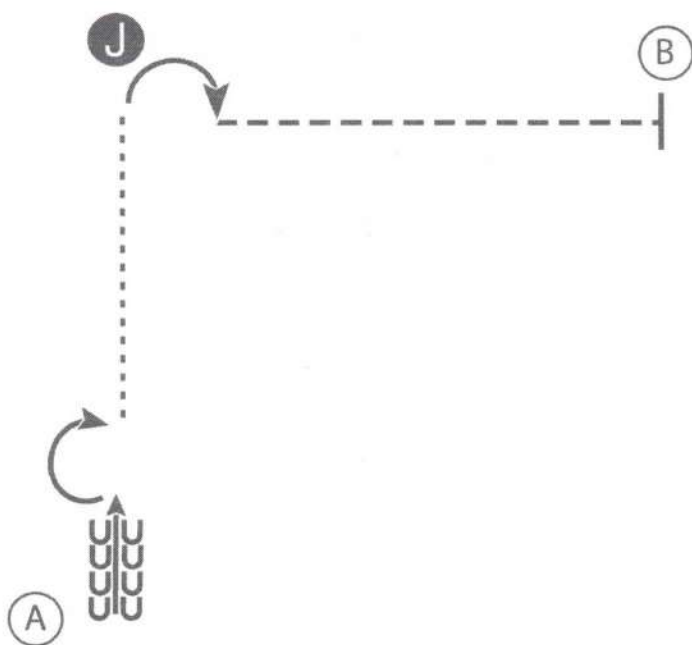
# LAMMENTAL CLASSIC 2025

## NSBA NOVICE YOUTH Showmanship


Show Date: 05-24-2025

w w w . H o r s e S h o w P a t t e r n s . c o m

w w w . H o r s e S h o w P a t t e r n s . c o m



1. Back 4 steps at A
2. Perform a 180 degree turn
3. Walk to the judge and set up for inspection
4. When dismissed perform a 90 degree turn and trot to B
5. Stop at B

Walk .....  
Trot - - - - -  
Back ←   
Marker (B)  
Judge (J)

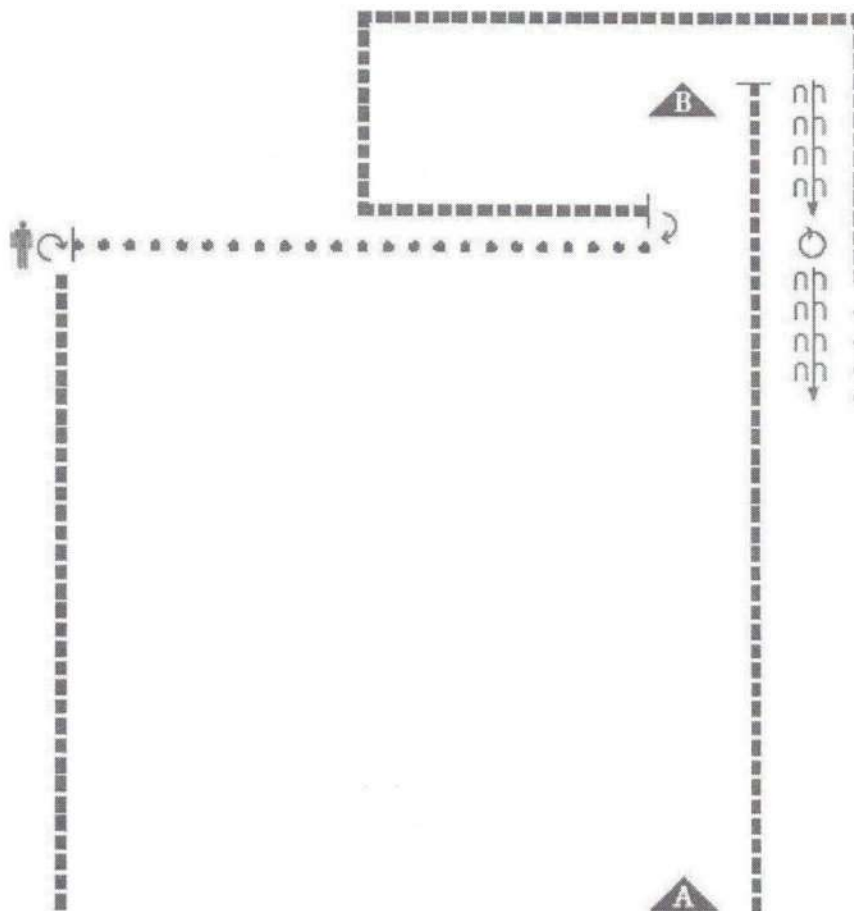
[S/1-2]

Pattern Provided by:  
**PIERRE OUELLET**

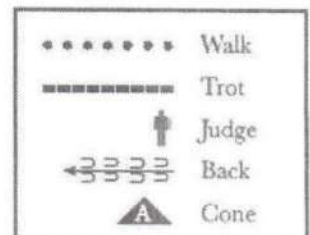
# AQHA

## Youth Showmanship

## Amateur Showmanship



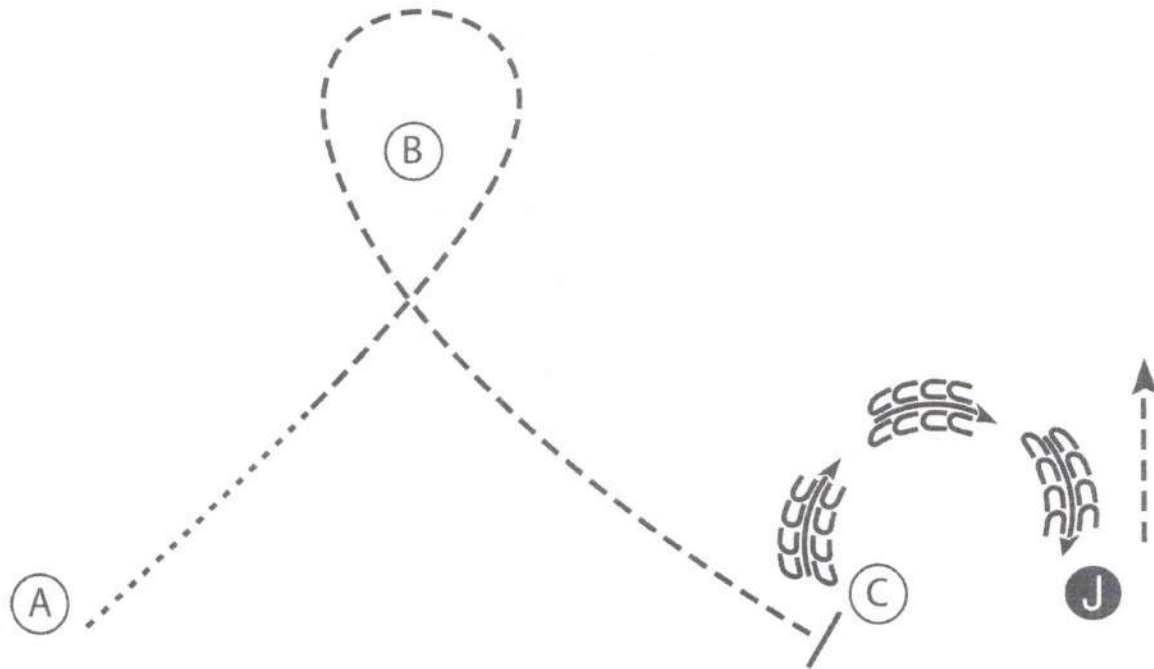
1. Trot from A to B
2. Back
3. 360° turn
4. Back
5. Walk a horse length and then trot to and around B
6. Stop and perform 180° turn and walk to judge
7. Setup
8. Inspection
9. 270 ° turn and trot to exit



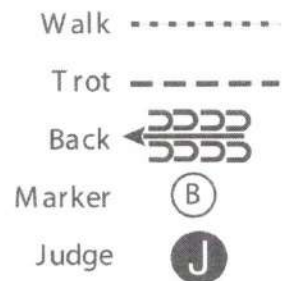
# LAMMENTAL CLASSIC 2025

## NSBA YOUTH Showmanship

Show Date: 05-24-2025



1. Walk halfway from A to B
2. Trot to and around B and continue to C
3. Stop at C and back in a half circle to the judge
4. Stop and set up for inspection
5. When dismissed trot straight away from the judge



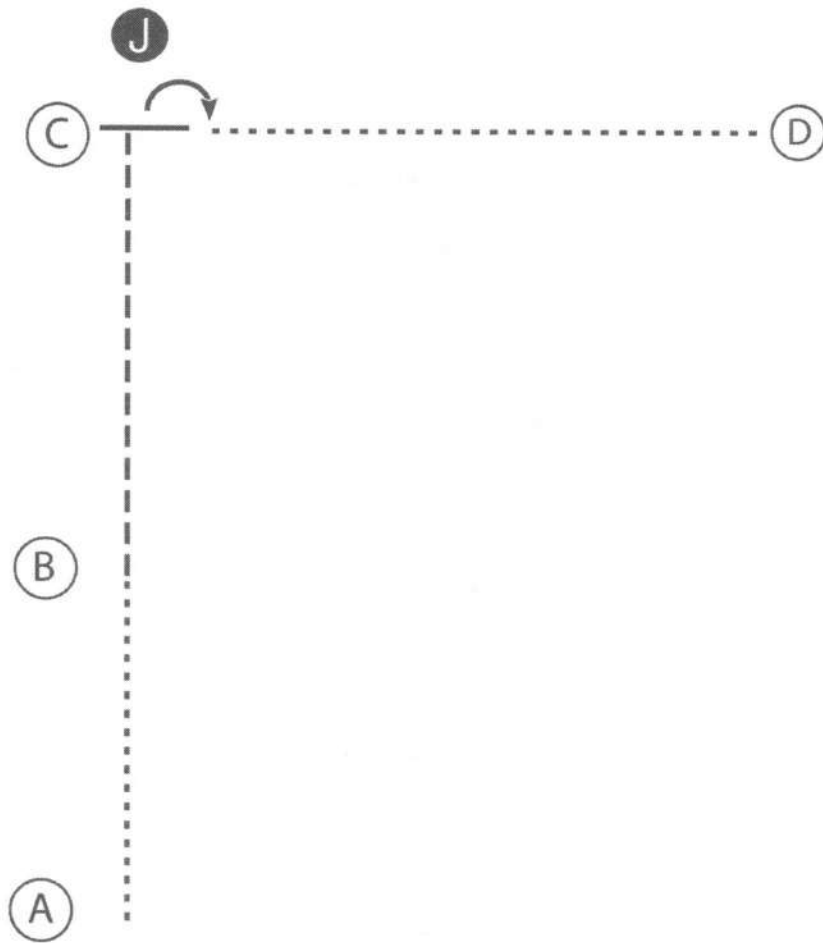
[S/2-2]

Pattern Provided by:  
**PIERRE OUELLET**

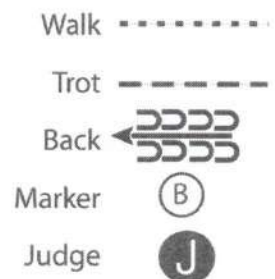
# LAMMENTAL CLASSIC 2025

NSBA NOVICE AMATEUR Showmanship

Show Date: 05-24-2025



1. Walk from A to B.
2. Trot from B to C.
3. Stop at C and set up for inspection.
4. When dismissed perform a 90 degree turn.
5. Walk to D.



[S/1-4]

Pattern Provided by:  
**PIERRE OUELLET**


# LAMMENTAL CLASSIC 2025

NSBA AMATEUR Showmanship

Show Date: 05-24-2025

www.HorseShowPatterns.com

www.HorseShowPatterns.com



1. Trot to B.
2. Stop at B.
3. Back around B.
4. Perform a 90 degree turn.
5. Walk to judge and set up for inspection.
6. When dismissed walk to line-up.

Walk .....  
Trot - - - - -  
Back ← .....  
Marker (B)  
Judge (J)

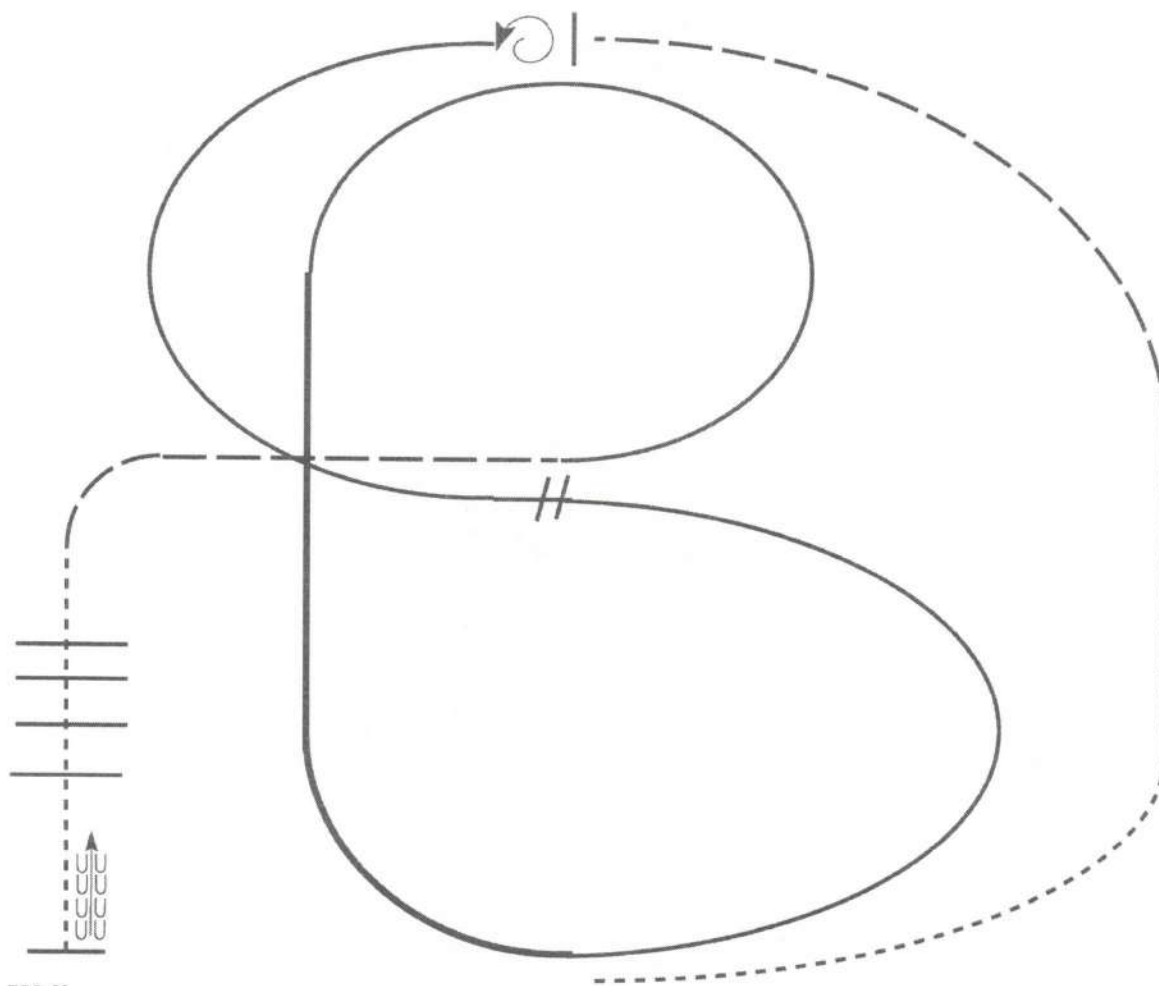
[S/2-5]

Pattern Provided by:  
**PIERRE OUELLET**

# Lammetal Classic 2025

## NSBA Green Ranch Riding

Show Date: 05-22-2025



1. Walk
2. Trot
3. Extend the trot, at the top of the arena, stop
4. 360 degree turn to the left
5. Left lead 1/2 circle, lope to the center
6. Change leads (simple or flying)
7. Right lead 1/2 circle
8. Extended lope up the long side of arena (right lead)
9. Collect back to a lope around the top of the arena and back to center
10. Break down to an extended trot
11. Walk over poles.
12. Stop and back

Walk	-----
Jog	- - - - -
Extended Jog	— — — — —
Lope	— — — — —
Lead Change	//
Back	← 33333
Marker	(B)

[RR/1]

Pattern Provided by:  
**PIERRE OUELLET**

www.HorseShowPatterns.com

www.HorseShowPatterns.com

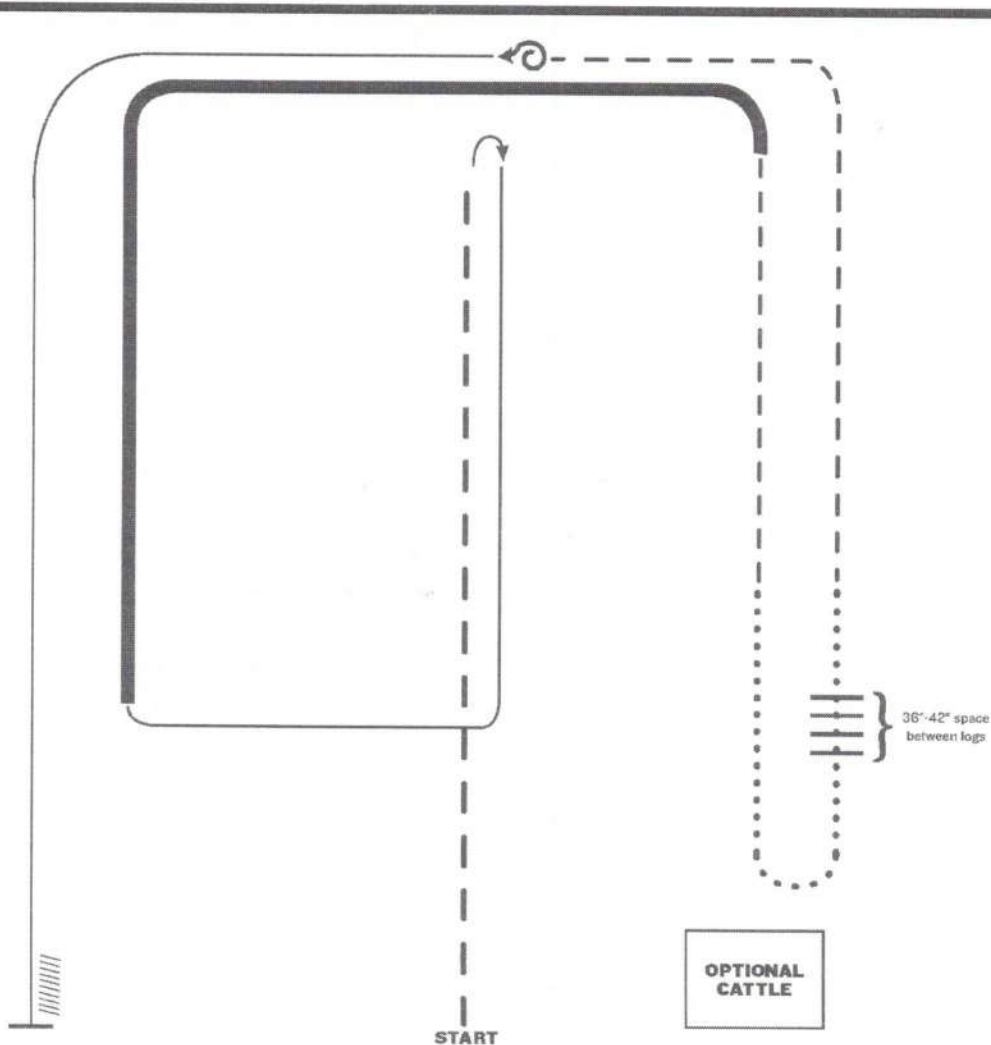
# Lammetal Classic 2025

## NSBA Novice Amateur Ranch Riding

Show Date: 05-22-2025

www.HorseShowPatterns.com

www.HorseShowPatterns.com



1. Extended trot
2. Stop, rollback right
3. Lope right lead
4. Extended lope (right lead)
5. Trot
6. Walk
7. Walk over logs
8. Walk
9. Trot
10. Stop, 360 left
11. Lope left lead
12. Stop and back

Note: The drawn description of this pattern is only intended for the general depiction of the pattern. Exhibitors should utilize the arena space to best exhibit their horses.

[RR/AQHA-15]

Pattern Provided by:  
**PIERRE OUELLET**

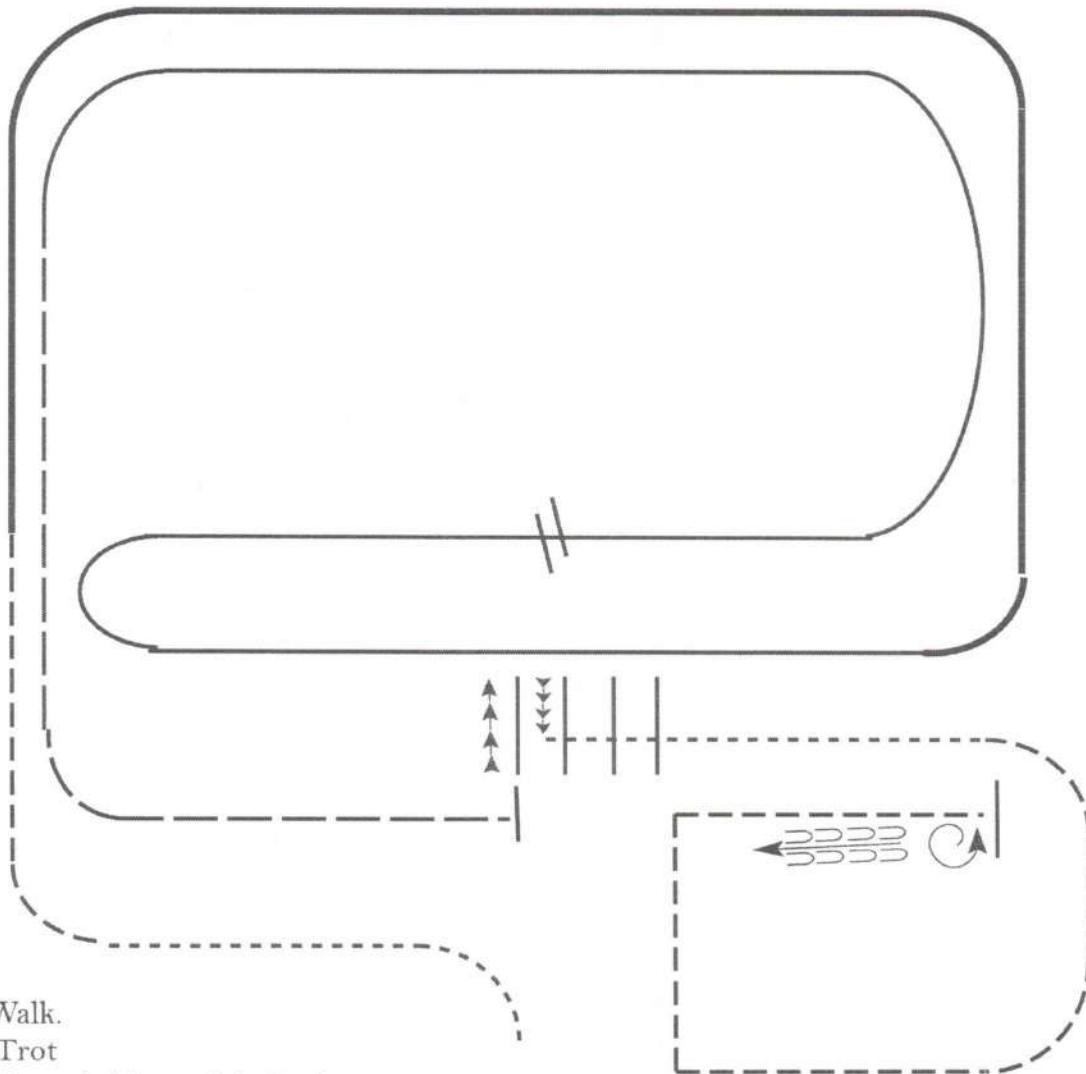
# Lammetal Classic 2025

## NSBA OPEN Ranch Riding

Show Date: 05-22-2025

www.HorseShowPatterns.com

www.HorseShowPatterns.com



1. Walk.
2. Trot
3. Extended lope-right lead
4. Lope right lead
5. Change leads (simple or flying)
6. Lope left lead
7. Extended trot
8. Stop, side pass left, side pass right, 1/2 way
9. Walk over logs
10. Walk
11. Trot square
12. Stop, 360 degree turn left, back

Walk	-----
Jog	- - - - -
Extended Jog	-----
Lope	
Lead Change	
Back	
Marker	(B)

[RR/5]

Pattern Provided by:  
**PIERRE OUELLET**



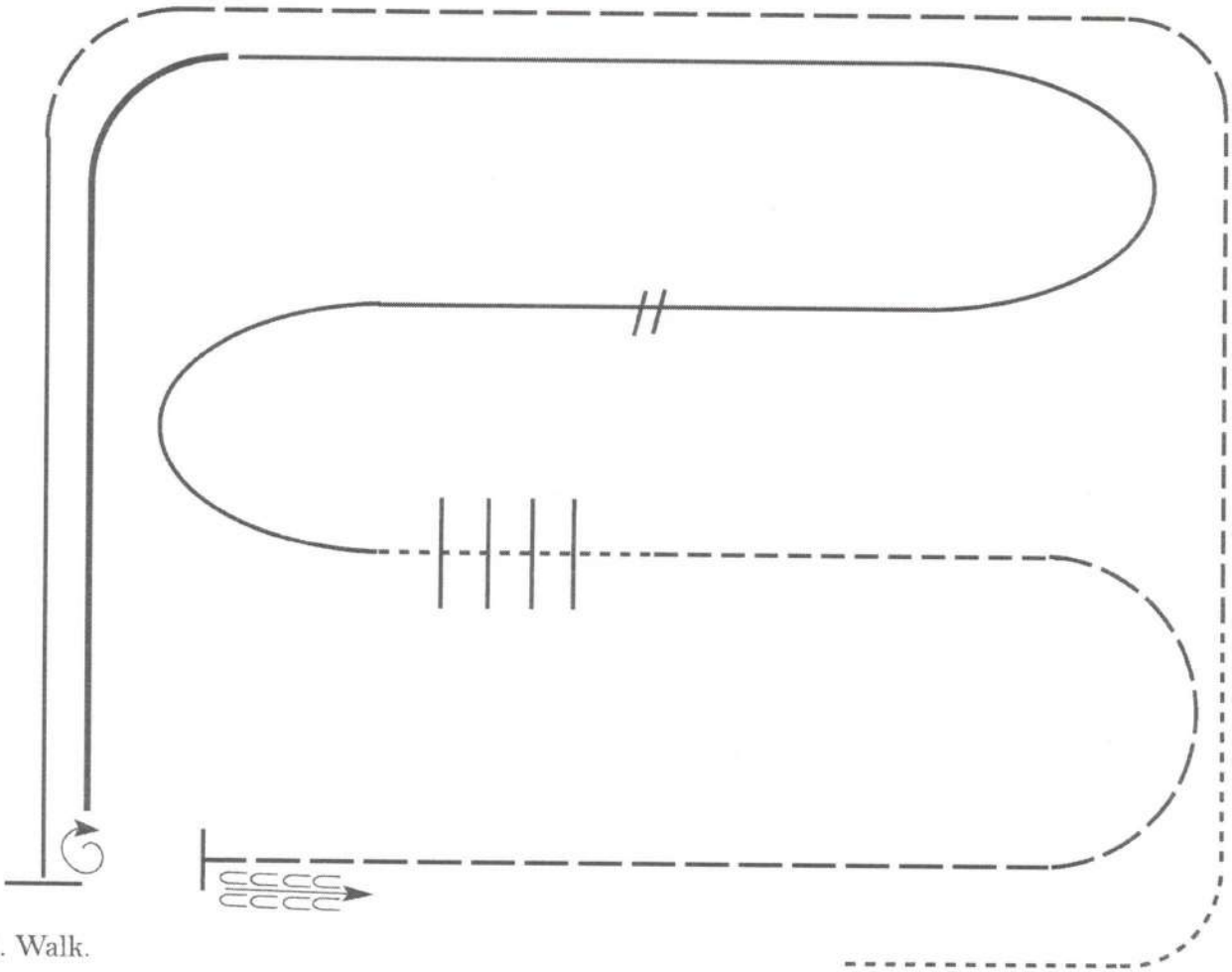
# Lammetal Classic 2025

## NSBA AMATEUR Ranch Riding

Show Date: 05-22-2025

www.HorseShowPatterns.com

www.HorseShowPatterns.com



1. Walk.
2. Trot
3. Extended trot.
4. Left lead lope
5. Stop, 1 1/2 turn right
6. Extended lope
7. Collect to working lope-right lead
8. Change leads (simple or flying)
9. Walk
10. Walk over logs
11. Trot
12. Extended trot
13. Stop and back

Walk	-----
Jog	- - - - -
Extended Jog	=====
Lope	
Lead Change	/
Back	←
Marker	(B)

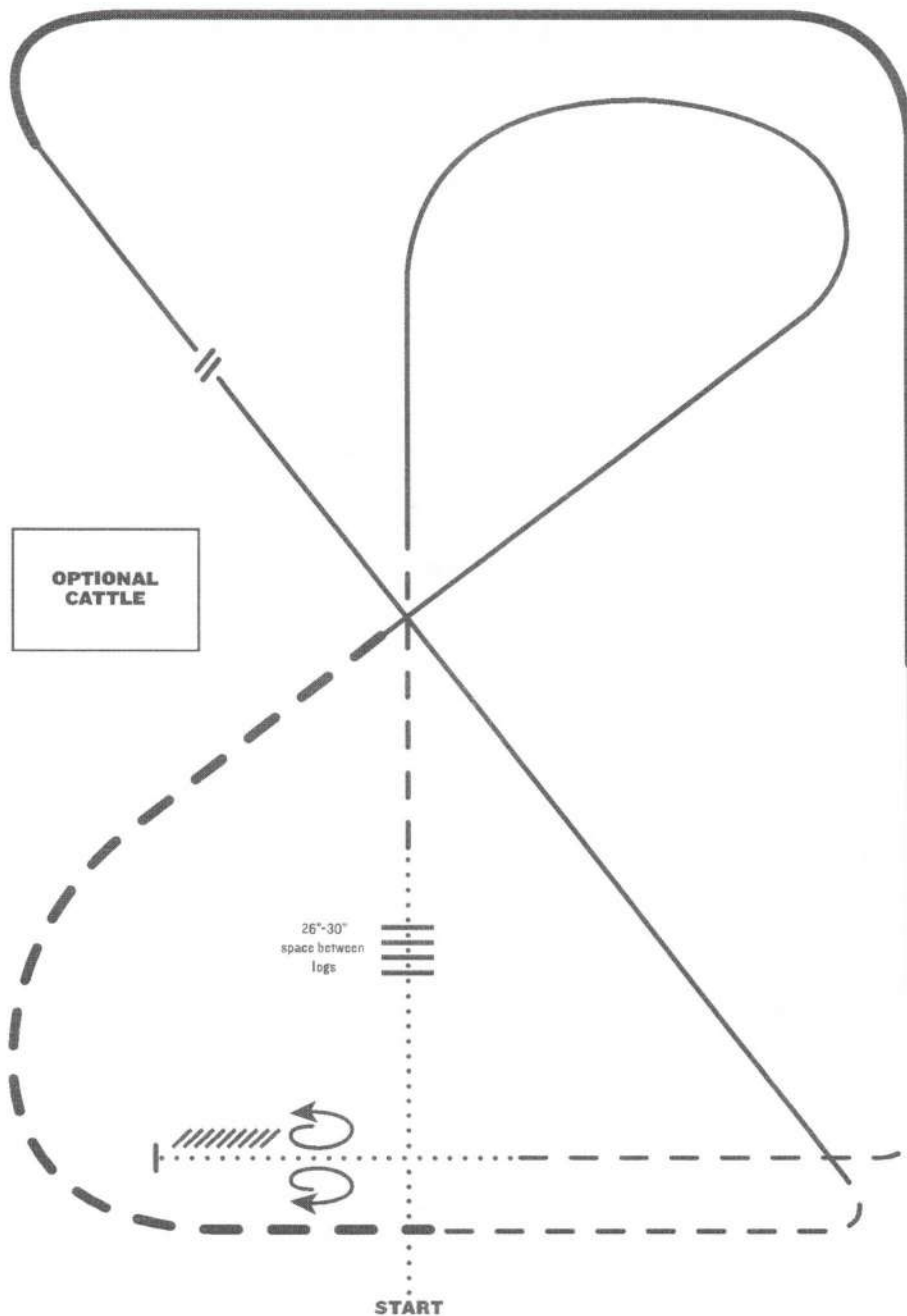
[RR/2]

Pattern Provided by:  
**PIERRE OUELLET**

# RANCH RIDING - PATTERN 5

## LEGEND

.....	Walk
.....	Extended Walk
- - -	Trot
- - -	Extended Trot
— — —	Lope
— — —	Extended Lope
//////	Back
W	Lead Change



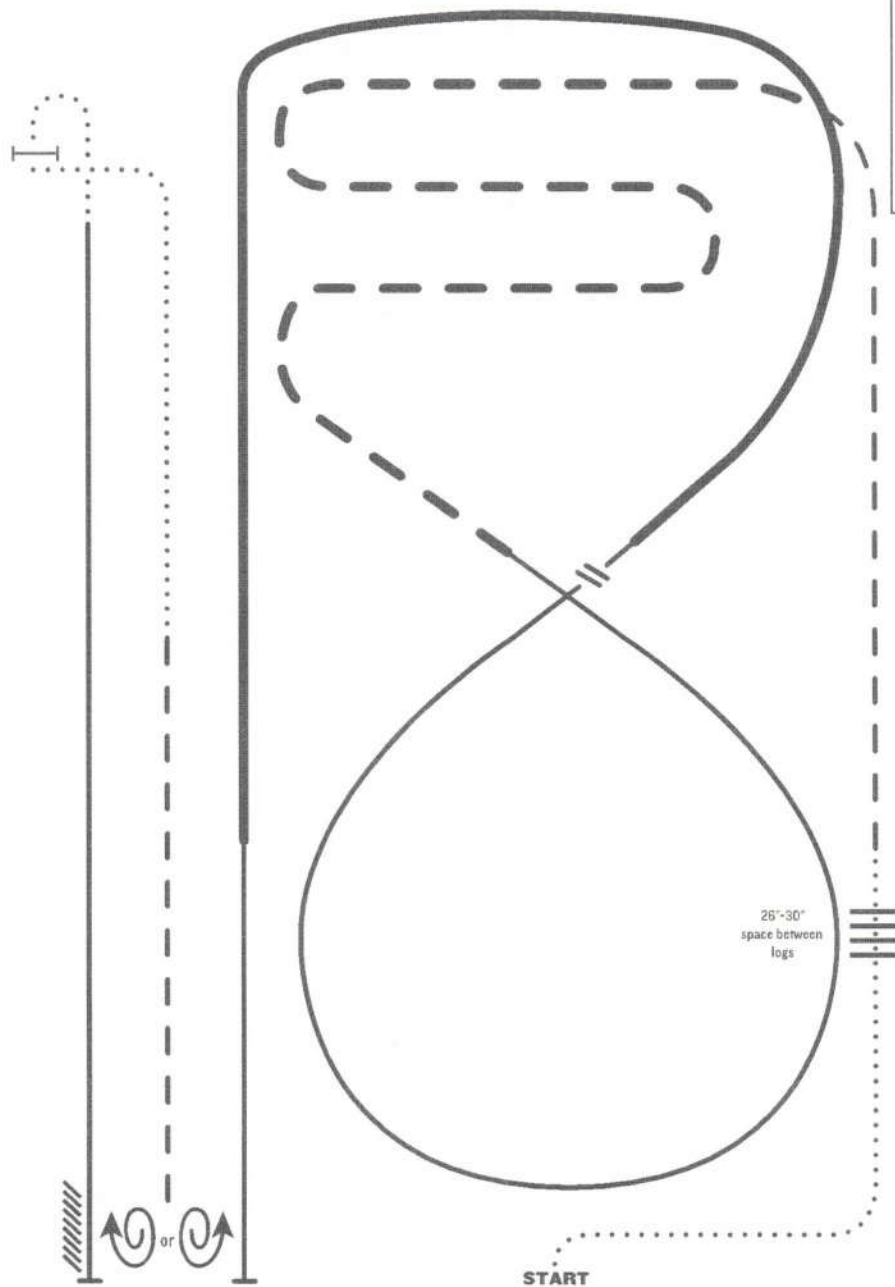
1. Walk
2. Walk over logs
3. Trot
4. Lope right lead
5. Extended trot
6. Trot
7. Lope left lead
8. Change leads (simple or flying)
9. Extended lope right lead
10. Collect lope
11. Trot
12. Walk
13. Stop and back
14. 360° turn each direction (either direction 1st) (L-R or R-L)

Note: The drawn description of this pattern is only intended for the general depiction of the pattern. Exhibitors should utilize the arena space to best exhibit their horses.

AQHA L1 Amateur and Open  
**RANCH RIDING - PATTERN 13**

**LEGEND**

.....	Walk
.....	Extended Walk
- - -	Trot
- - -	Extended Trot
—	Lope
—	Extended Lope
////	Back
W	Lead Change



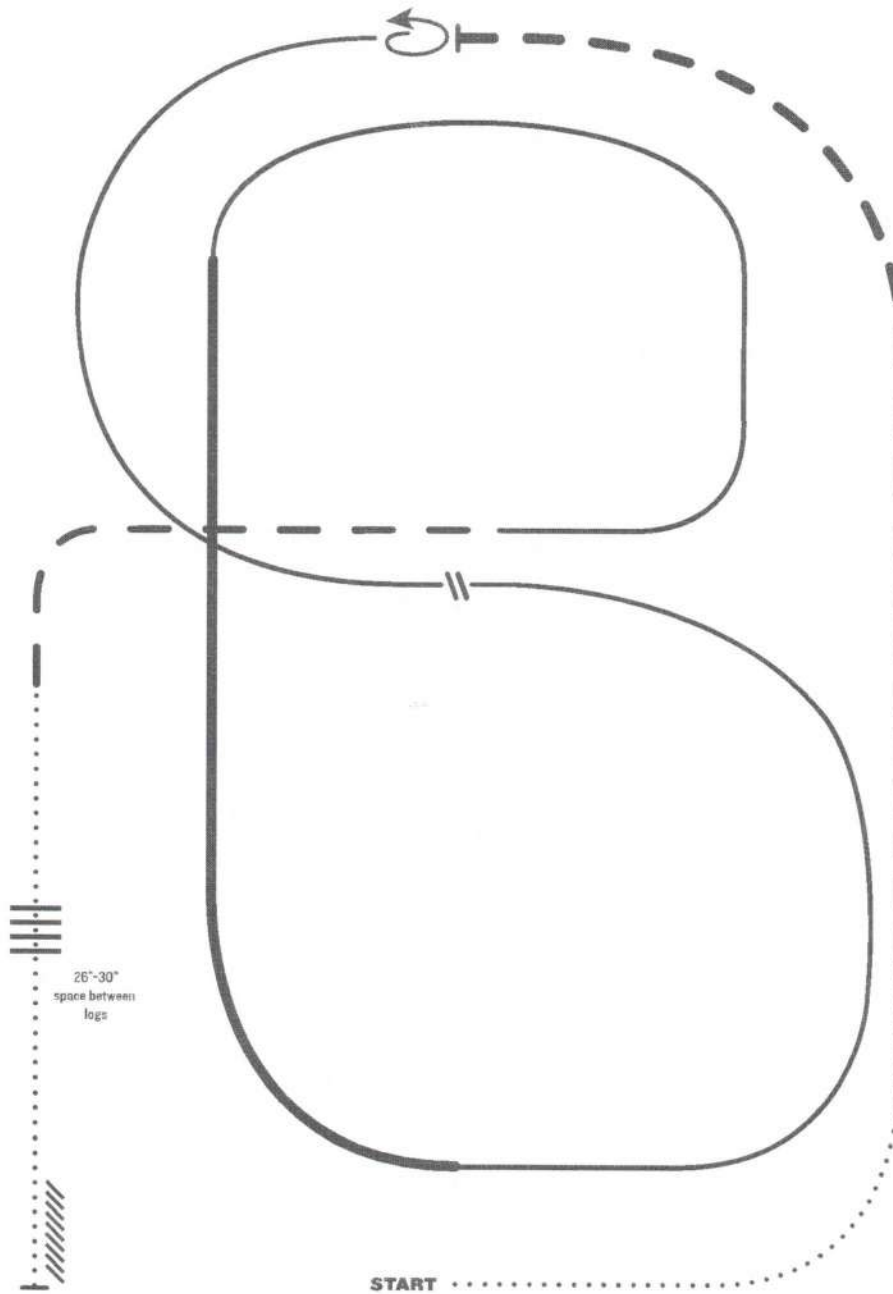
1. Walk
2. Walk over logs
3. Trot
4. Extended trot serpentine
5. Lope right lead
6. Change leads (simple or flying)
7. Extended lope left lead, collect lope
8. Stop, 1 1/2 turn either direction
9. Trot
10. Walk to gate
11. Right hand push gate
12. Walk, lope left lead
13. Stop and back

Note: The drawn description of this pattern is only intended for the general depiction of the pattern. Exhibitors should utilize the arena space to best exhibit their horses.

AQHA L1 Youth  
**RANCH RIDING - PATTERN I**

**LEGEND**

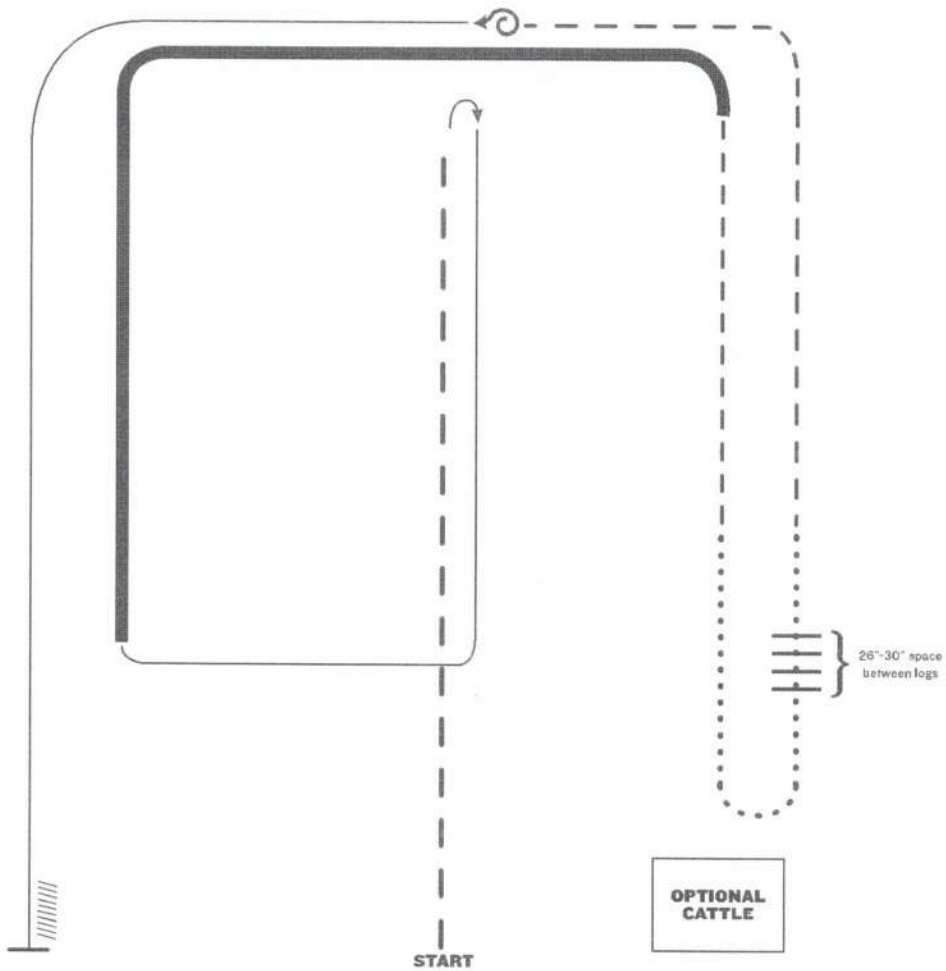
.....	Walk
.....	Extended Walk
- - -	Trot
- - -	Extended Trot
— — —	Lope
— — —	Extended Lope
//////	Back
//	Lead Change



1. Walk
2. Trot
3. Extend the trot, at the top of the arena, stop
4. 360° turn left
5. Left lead 1/2 circle, lope to the center
6. Change leads (simple or flying)
7. Right lead 1/2 circle
8. Extended lope up the long side of the arena (right lead)
9. Collect back to a lope around the top of the arena and back to center
10. Break down to an extended trot
11. Walk over logs
12. Stop and back

Note: The drawn description of this pattern is only intended for the general depiction of the pattern. Exhibitors should utilize the arena space to best exhibit their horses.

# AQHA Amateur RANCH RIDING - PATTERN 15



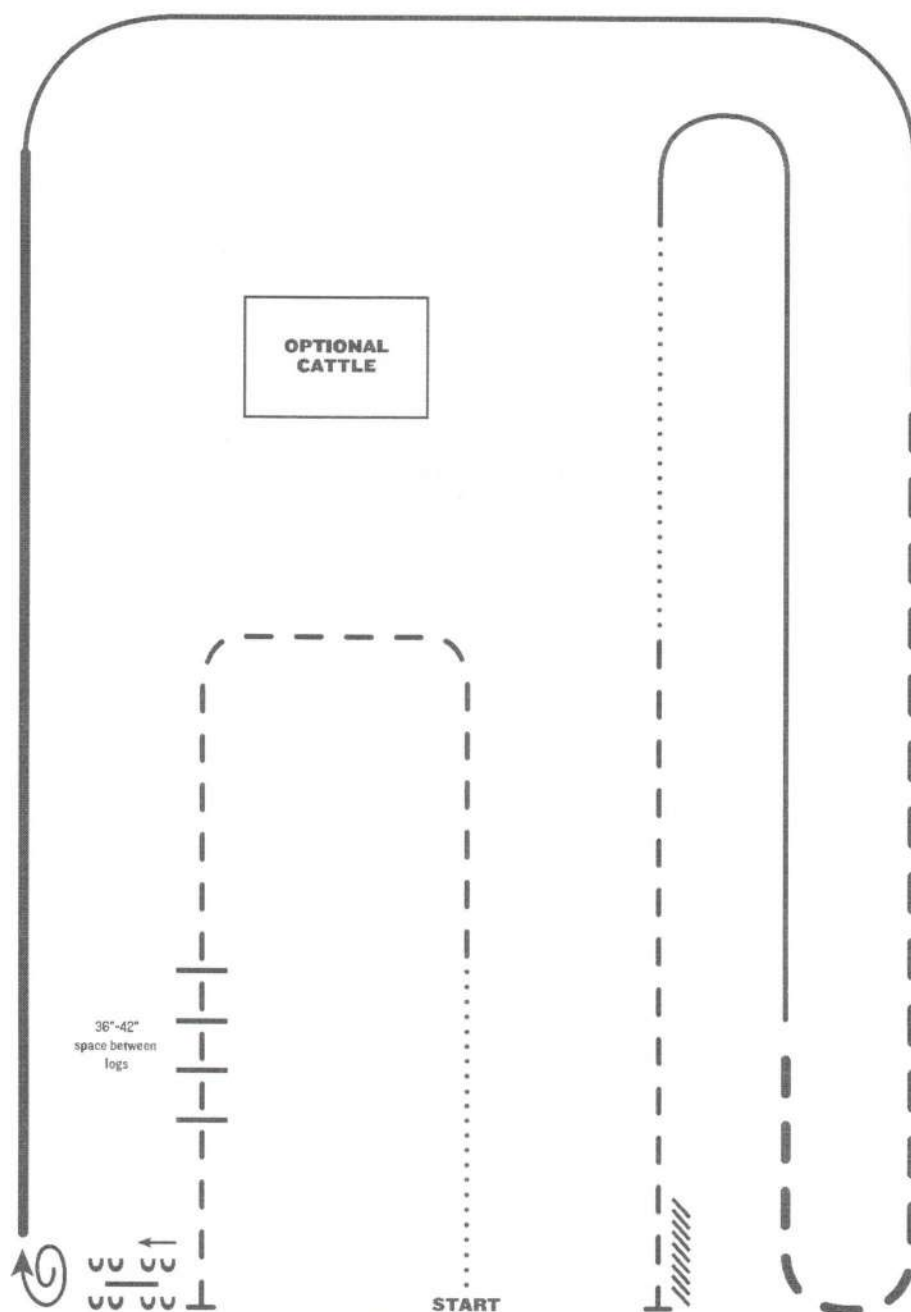
1. Extended trot
2. Stop, rollback right
3. Lope right lead
4. Extended lope (right lead)
5. Trot
6. Walk
7. Walk over logs
8. Walk
9. Trot
10. Stop, 360 left
11. Lope left lead
12. Stop and back

Note: The drawn description of this pattern is only intended for the general depiction of the pattern. Exhibitors should utilize the arena space to best exhibit their horses.

# AQHA Youth RANCH RIDING - PATTERN 12

## LEGEND

.....	Walk
.....	Extended Walk
- - - -	Trot
- - - -	Extended Trot
————	Lope
————	Extended Lope
//////	Back
∞	Lead Change



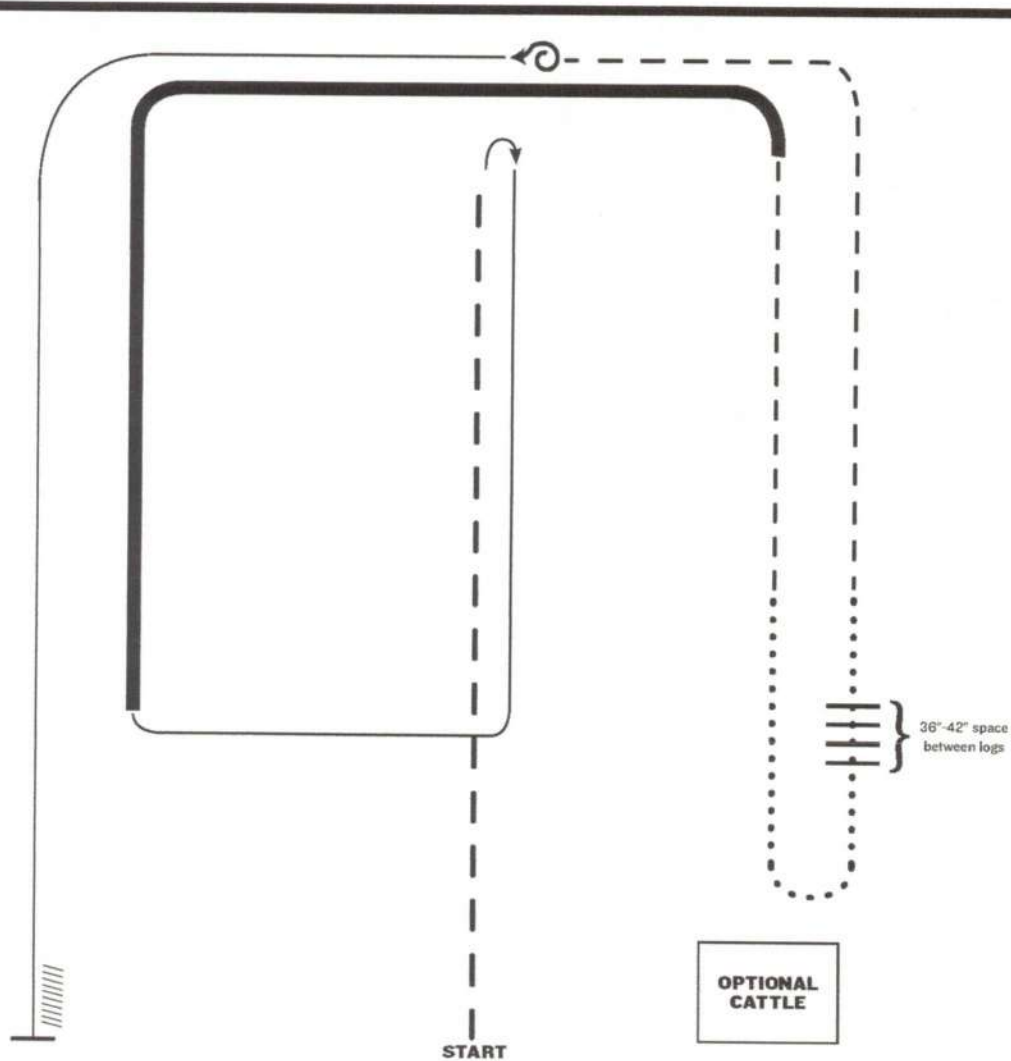
1. Walk
2. Trot
3. Trot over logs, stop
4. Side pass right over log
5. 1 1/2 turn right
6. Extended lope right lead
7. Lope right lead
8. Extended trot
9. Lope left lead
10. Walk
11. Trot
12. Stop and back

Note: The drawn description of this pattern is only intended for the general depiction of the pattern. Exhibitors should utilize the arena space to best exhibit their horses.

# Lammetal Classic 2025

## NSBA NOVICE YOUTH Ranch Riding

Show Date: 05-25-2025



1. Extended trot
2. Stop, rollback right
3. Lope right lead
4. Extended lope (right lead)
5. Trot
6. Walk
7. Walk over logs
8. Walk
9. Trot
10. Stop, 360 left
11. Lope left lead
12. Stop and back

Note: The drawn description of this pattern is only intended for the general depiction of the pattern. Exhibitors should utilize the arena space to best exhibit their horses.

[RR/AQHA-15]

Pattern Provided by:  
**PIERRE OUELLET**

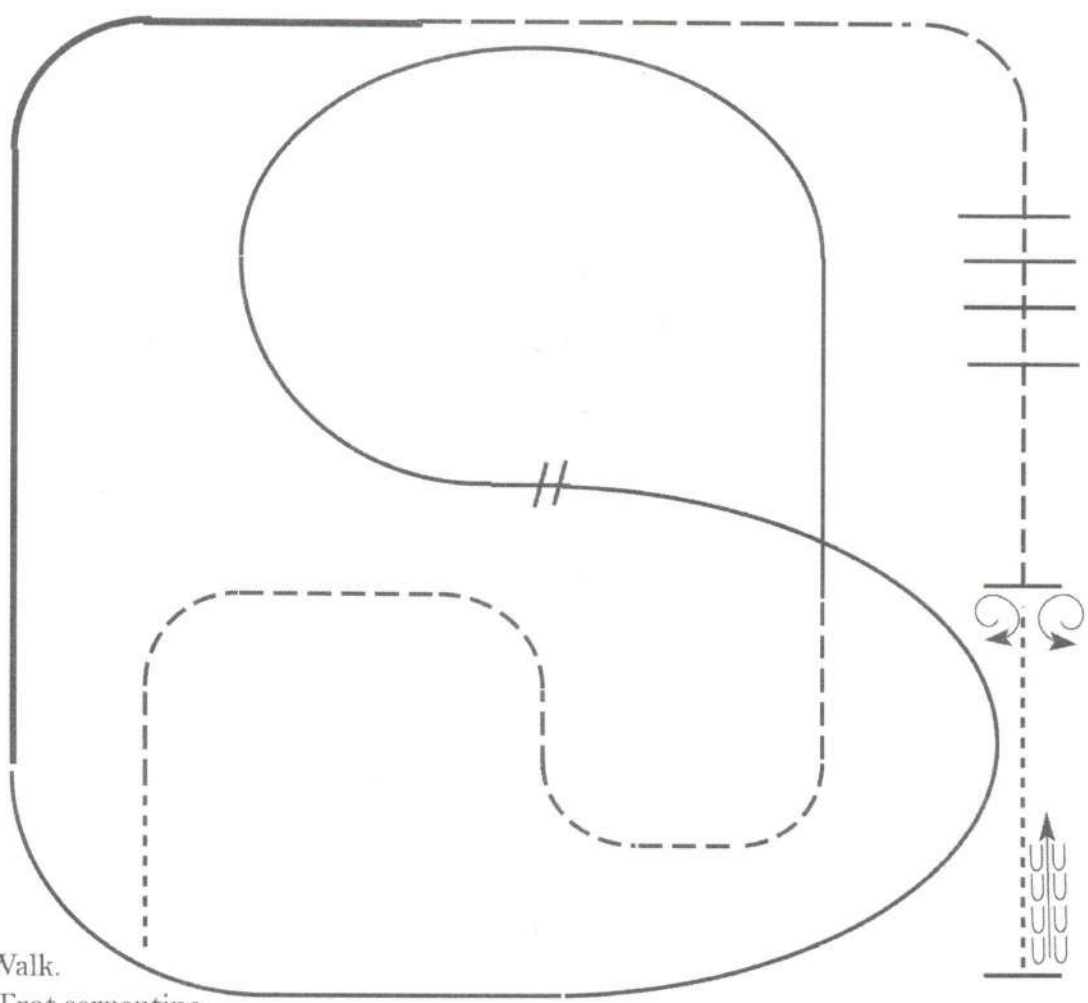
# Lammetal Classic 2025

## NSBA YOUTH Ranch Riding

Show Date: 05-25-2025

www.HorseShowPatterns.com

www.HorseShowPatterns.com



1. Walk.
2. Trot serpentine
3. Lope left lead around end of arena and then diagonally across arena.
4. Change leads (simple or flying) and
5. Lope on the right lead around end of the arena.
6. Extend lope on the straight away around corner to center of arena.
7. Extend trot around corner of arena
8. Collect to a trot
9. Trot over poles
10. Stop do a 360 turn each direction (either direction 1st)
11. Walk, stop and back.

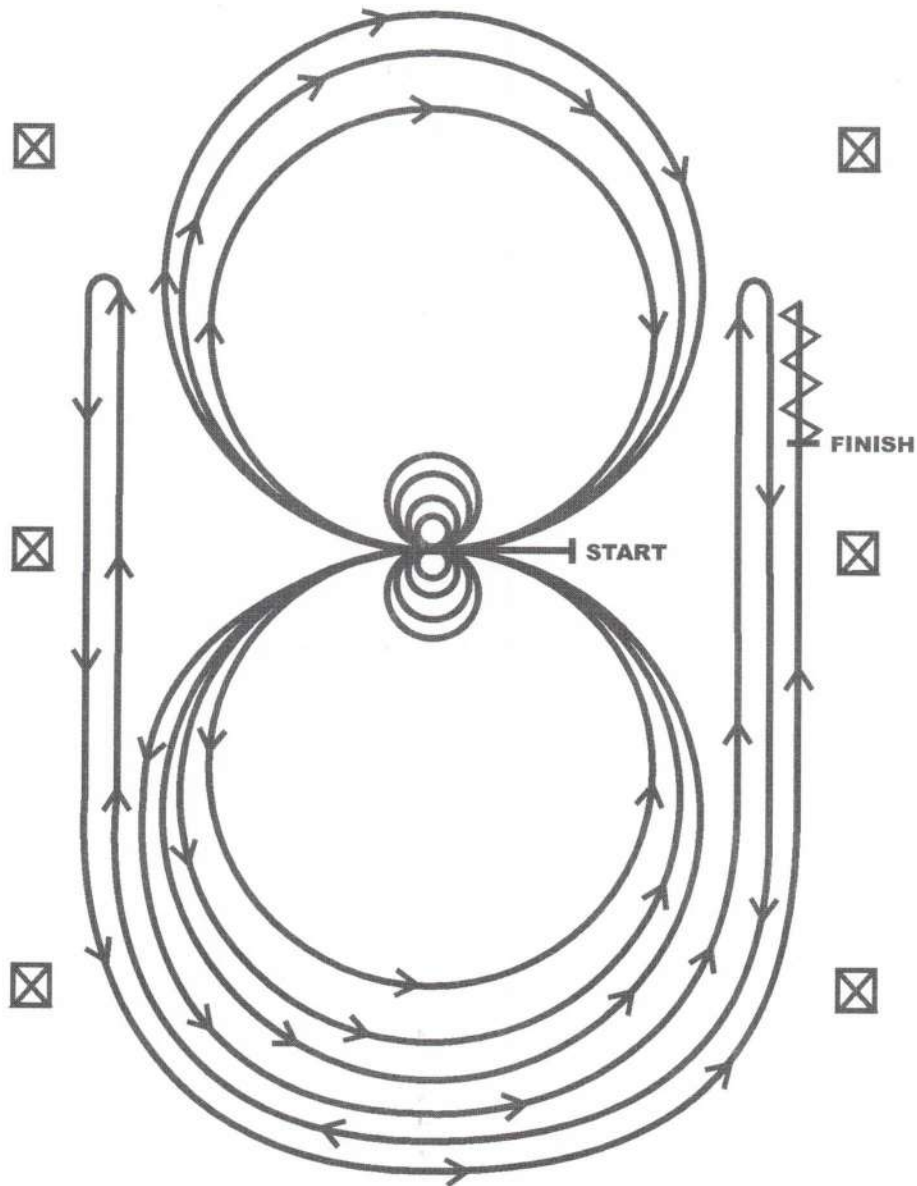
Walk	-----
Jog	- - - - -
Extended Jog	- - - - -
Lope	=====
Lead Change	/
Back	←=====
Marker	(B)

[RR/4]

Pattern Provided by:  
**PIERRE OUELLET**



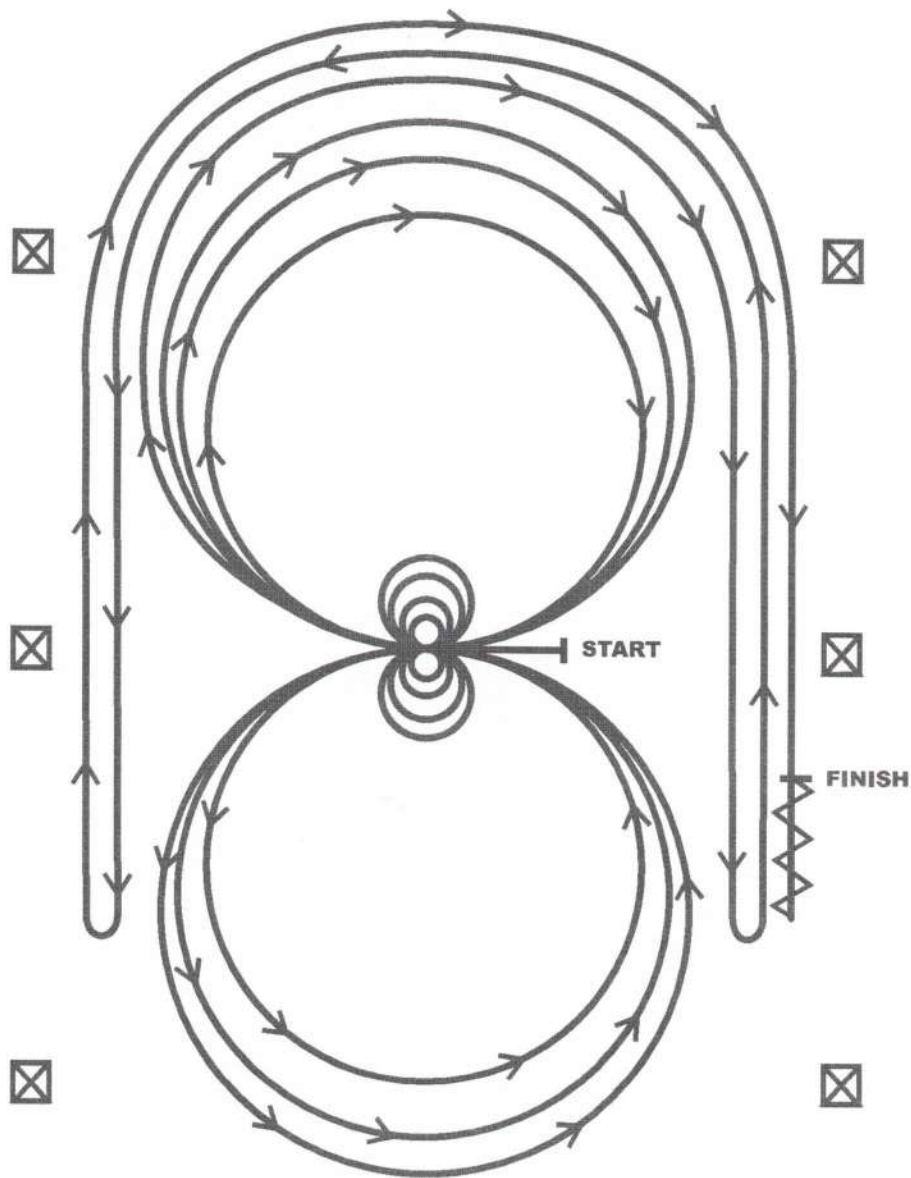
AQHA L1 Open / L1 Amateur / L1 Youth  
**REINING PATTERN 6**



Horses may walk or jog to the center of arena. Horses must walk or stop prior to starting pattern. Beginning at the center of the arena facing the left wall or fence.

1. Complete four spins to the right. Hesitate.
2. Complete four spins to the left. Hesitate.
3. Beginning on the left lead, complete three circles to the left: the first two circles large and fast; the third circle small and slow. Change leads at the center of the arena.
4. Complete three circles to the right: the first two circles large and fast; the third circle small and slow. Change leads at the center of the arena.
5. Begin a large circle to the left but do not close this circle. Run up the right side of the arena past the center marker and do a right rollback at least twenty feet (six meters) from the wall or fence—no hesitation.
6. Continue back around previous circle but do not close this circle. Run up the left side of the arena past the center marker and do a left rollback at least twenty feet (six meters) from the wall or fence—no hesitation.
7. Continue back around previous circle but do not close this circle. Run up the right side of the arena past the center marker and do a sliding stop at least twenty feet (six meters) from the wall or fence. Back up at least ten feet (three meters). Hesitate to demonstrate the completion of the pattern.

AQHA Open / Amateur / Youth  
**REINING PATTERN 8**



Horses may walk or jog to the center of arena. Horses must walk or stop prior to starting pattern. Beginning at the center of arena facing the left wall or fence.

1. Complete four spins to the left. Hesitate.
2. Complete four spins to the right. Hesitate.
3. Beginning on the right lead, complete three circles to the right: the first circle large and fast; the second circle small and slow; the third circle large and fast. Change leads at the center of the arena.
4. Complete three circles to the left: the first circle large and fast; the second circle small and slow; the third circle large and fast. Change leads at the center of the arena.
5. Begin a large circle to the right but do not close this circle. Run straight down the right side of the arena past the center marker and do a left rollback at least twenty feet (six meters) from the wall or fence—no hesitation.
6. Continue back around the previous circle but do not close this circle. Run down the left side of the arena past the center marker and do a right rollback at least twenty feet (six meters) from the wall or fence—no hesitation.
7. Continue back around the previous circle but do not close this circle. Run down the right side of the arena past the center marker and do a sliding stop at least twenty feet (six meters) from the wall or fence. Back up at least ten feet (three meters). Hesitate to demonstrate completion of the pattern.

# AQHA

## *Western Riding*

L1 Open W Riding	AQHA L1 4
L1 Amateur W Riding	AQHA L1 4
L1 Youth W Riding	AQHA L1 4
Open W Riding	AQHA 7
Amateur W Riding	AQHA 9
Youth W Riding	AQHA 9

## *REINING*

L1 Open Reining	AQHA 6
L1 Amateur Reining	AQHA 6
L1 Youth Reining	AQHA 6
Open Reining	AQHA 8
Amateur Reining	AQHA 8
Youth Reining	AQHA 8

## *RANCH RIDING*

L1 Open RR	AQHA 5
L1 Amateur RR	AQHA 13
L1 Youth RR	AQHA 1
Open RR	AQHA 13
Amateur RR	AQHA 15
Youth RR	AQHA 12

