

Patternübersicht

Jungpferde

Basis 4	Pattern 2
Basis 5	Pattern 2
Trail 4	Pattern 4
Trail 5	Pattern 5
Reining 4	Pattern 1
Reining 5	Pattern 1

Western Riding

LK 1/2 jun	Pattern 8
LK 1 A sen	Pattern 2
LK 2 A sen	Pattern 2
LK 1/2 B	Pattern 4
LK 3 A	Pattern 7
LK 3 B	Pattern 7
LK 2/1 M jun	Pattern 6
LK 2/1 A-M sen	Pattern 1
LK 2/1 B-M	Pattern 1

Senior Superhorse

LK 1 A	Pattern 3
LK 2 A	Pattern 3
LK 1/2 B	Pattern 3
LK 2/1 A-M	Pattern 5
LK 2/1 B-M	Pattern 5

Reining

LK 1/2 jun	Pattern 5
LK 1 A/B	Pattern 4
LK 2 A/B	Pattern 4
LK 3 A	Pattern 6
LK 3 B	Pattern 6
RN Trophy	Pattern 9
LK 2/1 M jun	Pattern 6
LK 2/1 A-M sen	Pattern 7
LK 2/1 B-M	Pattern 11

Ranch Riding (12/2017)

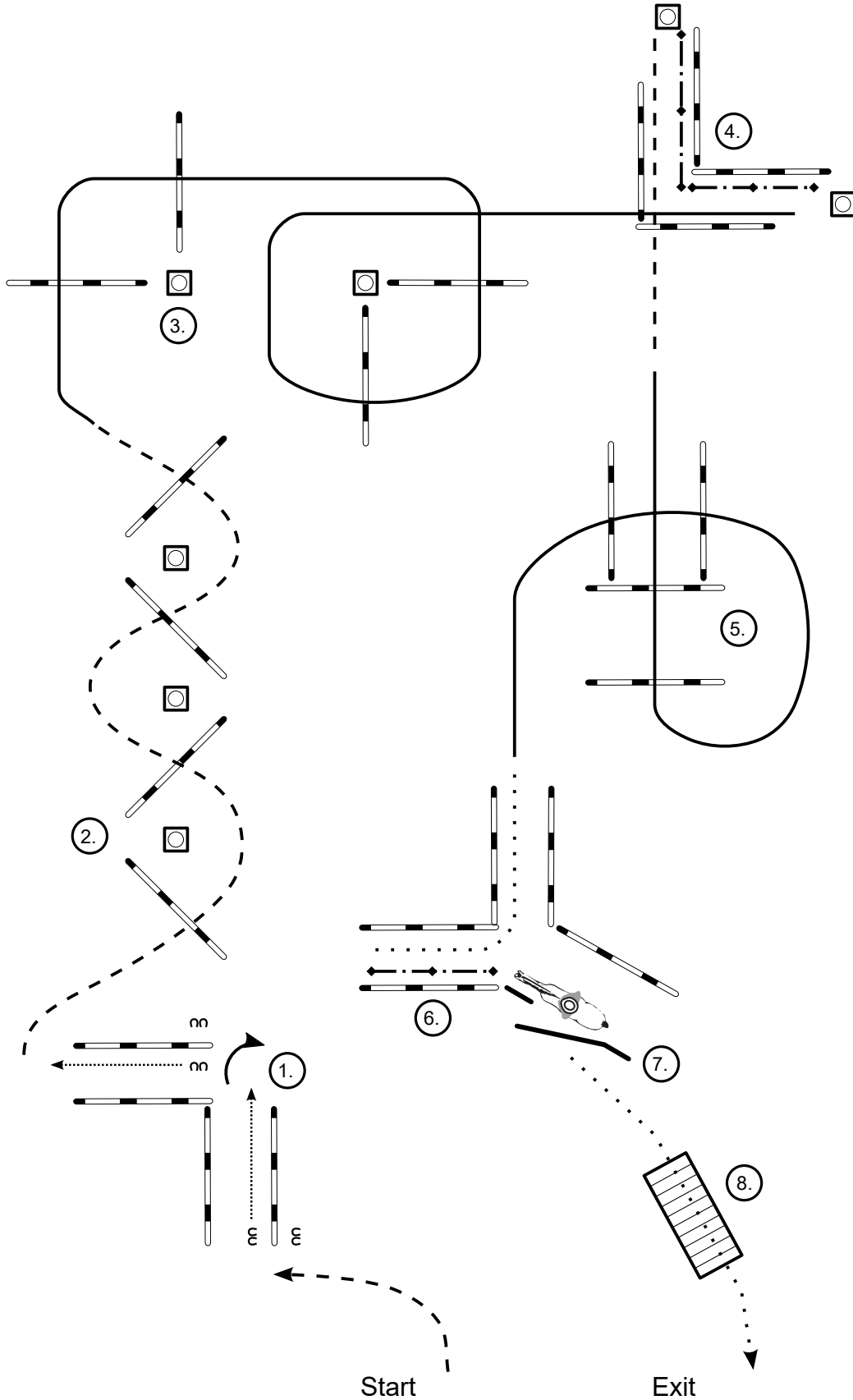
LK 1/2 jun	Pattern 10
LK 1 A sen	Pattern 2
LK 2 A sen	Pattern 2
LK 1/2 B	Pattern 2
LK 3 A	Pattern 1
LK 3 B	Pattern 1
LK 2/1 M jun	Pattern 9
LK 2/1 A-M sen	Pattern 6
LK 2/1 B-M	Pattern 6

Youngstar

Challenge	Pattern 1
Reining	Pattern 6



Trail Horse LK 1/2 jun

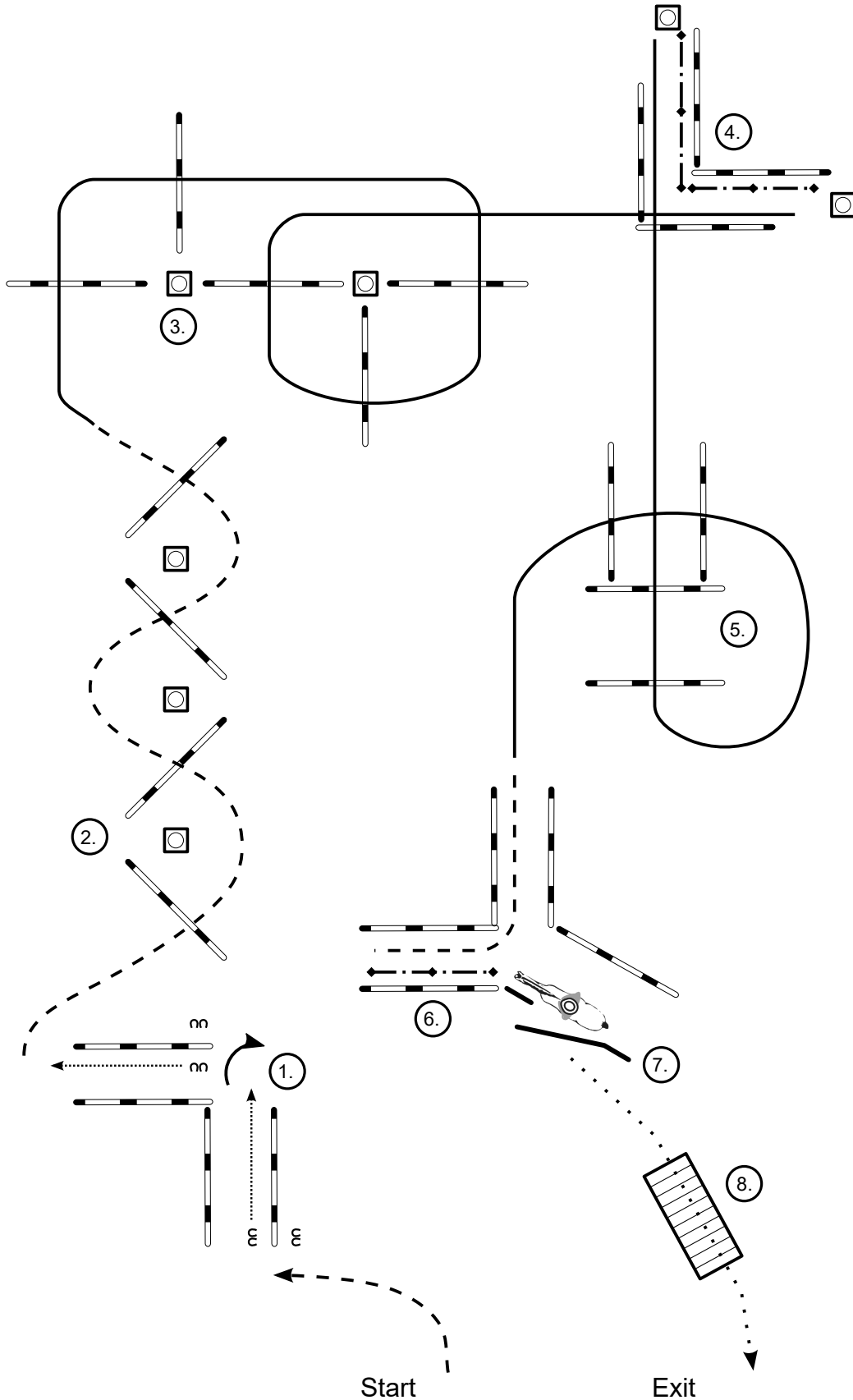


1. Sidepass (R) - 90° Turn (R)
Sidepass (L)
2. Jog Overs Slalom
3. Lope (RL) Overs
Lope into Chute - Stop
4. Back Up
Jog out Chute
5. Lope (LL) Overs
Walk into Chute
6. Back Up
7. Gate (LH)
8. Bridge

LH = Left Hand
RH = Right Hand
LL = Left Lead
RL = Right Lead

- Walk
- - - - - Jog
- Lope
- ◆ - - - ◆ Backup
- Sidepass
- X — Lead Change

Trail Horse LK 1 A sen / LK 2 A sen



1. Sidepass (R) - 90° Turn (R)
Sidepass (L)
2. Jog Overs Slalom
3. Lope (RL) Overs
Lope into Chute - Stop
4. Back Up
Lope (LL) out Chute
5. Lope (LL) Overs
Jog into Chute
6. Back Up
7. Gate (LH)
8. Bridge

LH = Left Hand
RH = Right Hand
LL = Left Lead
RL = Right Lead

- Walk
- - - - - Jog
- Lope
- ◆ - - - ◆ Backup
- Sidepass
- X — Lead Change

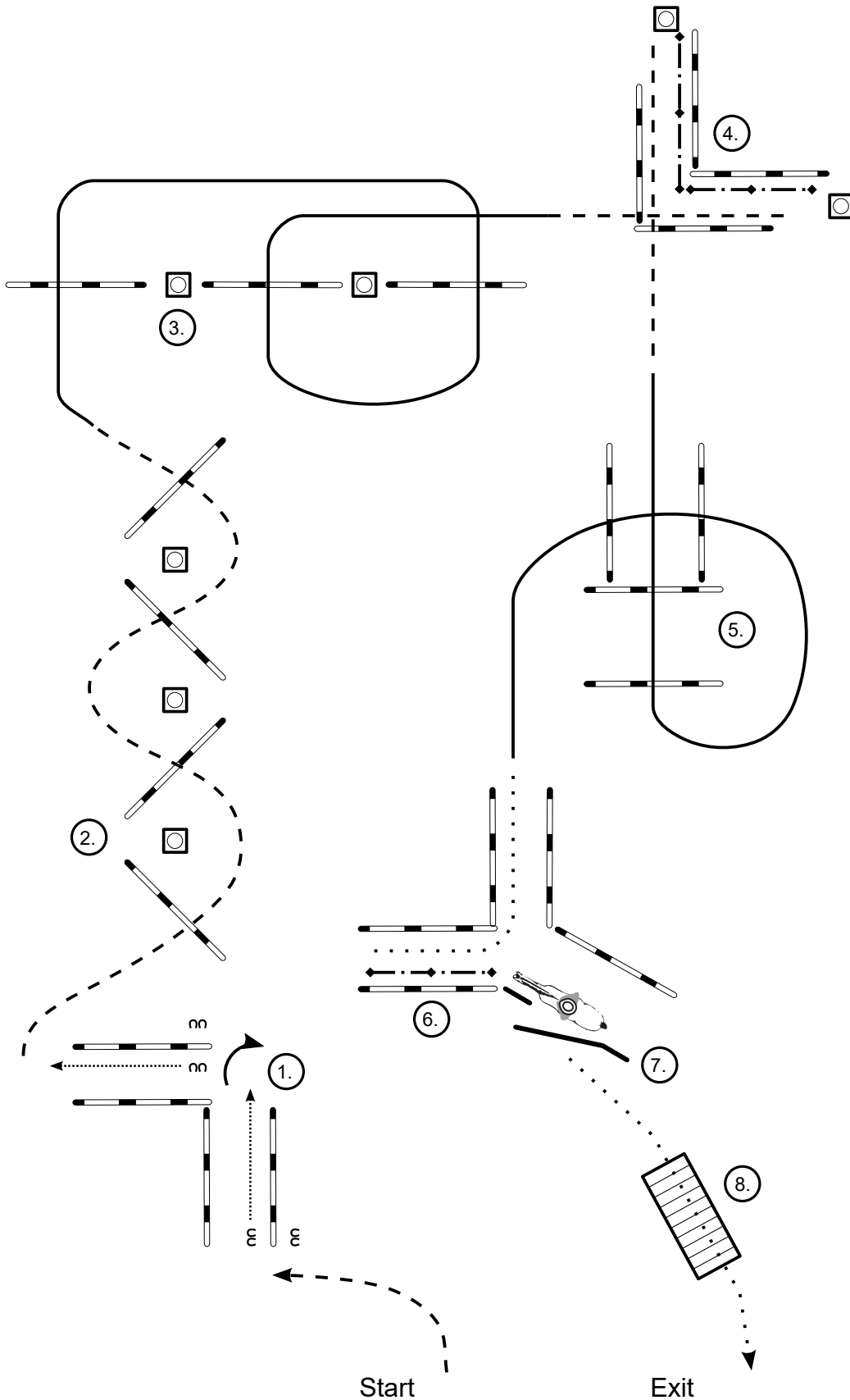
Trail Horse LK 1 B / LK 2 B



1. Sidepass (R) - 90° Turn (R)
Sidepass (L)
2. Jog Overs Slalom
3. Lope (RL) Overs
Jog into Chute - Stop
4. Back Up
Jog out Chute
5. Lope (LL) Overs
Walk into Chute
6. Back Up
7. Gate (LH)
8. Bridge

LH = Left Hand
RH = Right Hand
LL = Left Lead
RL = Right Lead

- Walk
- - - - - Jog
- Lope
- ◄ — ◆ — Backup
- ↔ — Sidepass
- X — Lead Change



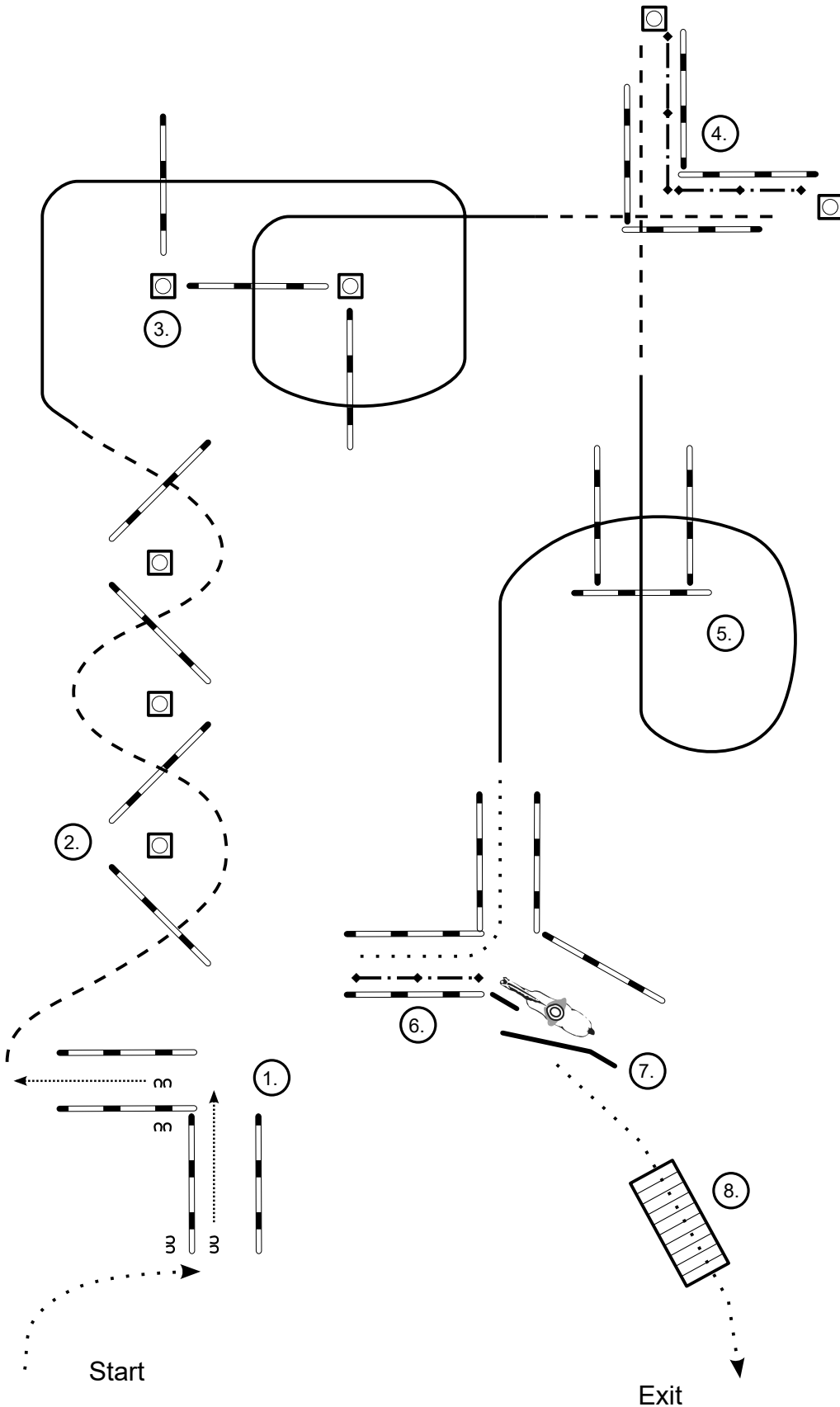
Trail Horse LK 3 A / LK 3 B



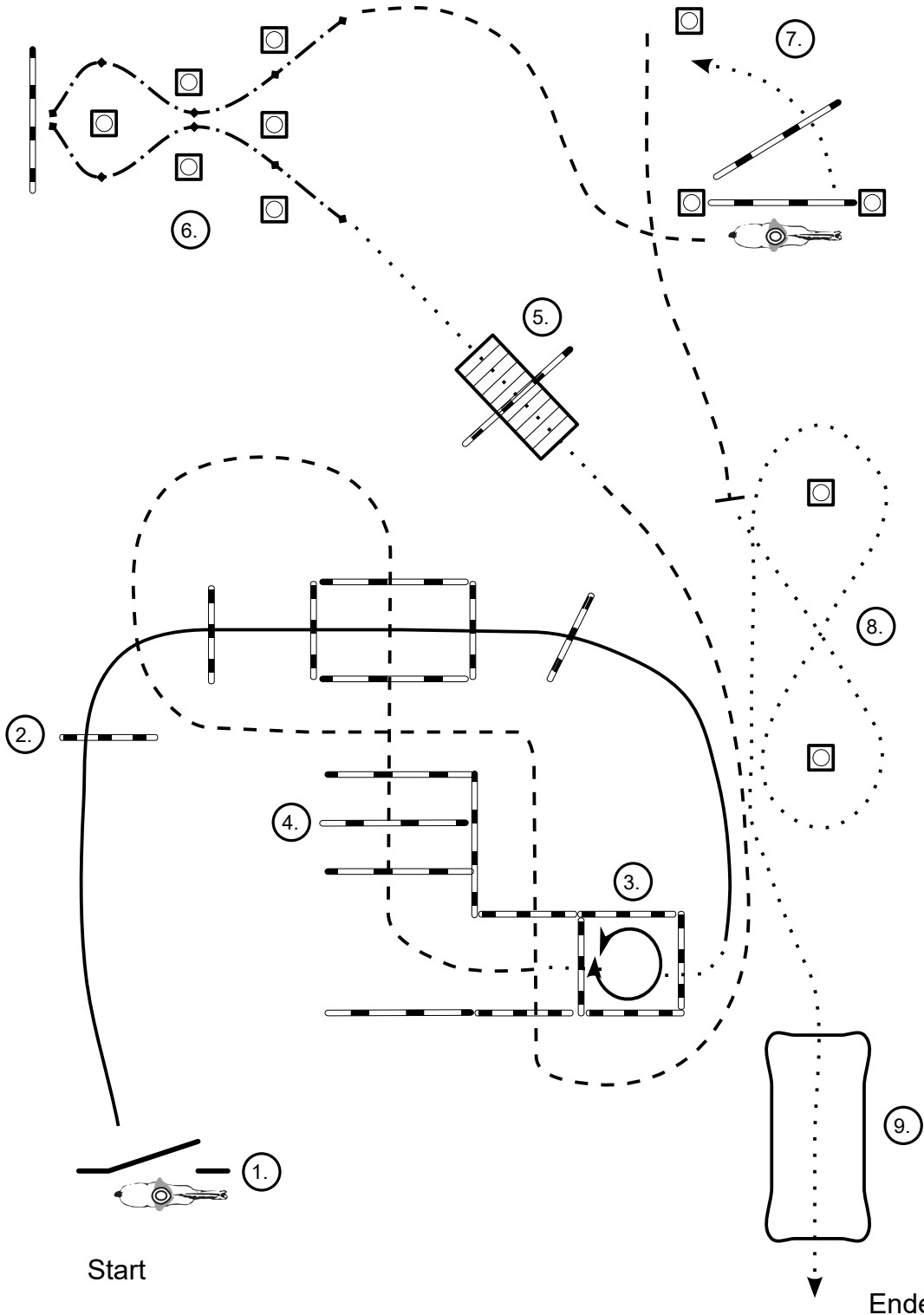
1. Sidepass (R) - 90° Turn (R)
Sidepass (L)
2. Jog Overs Slalom
3. Lope (RL) Overs
Jog into Chute - Stop
4. Back Up
Jog out Chute
5. Lope (LL) Overs
Walk into Chute
6. Back Up
7. Gate (LH)
8. Bridge

LH = Left Hand
RH = Right Hand
LL = Left Lead
RL = Right Lead

- Walk
- - - - - Jog
- Lope
- ◄ - - - - ► Backup
- nn> Sidepass
- nn X ——— Lead Change



40 Jahre EWU Trail-Cup

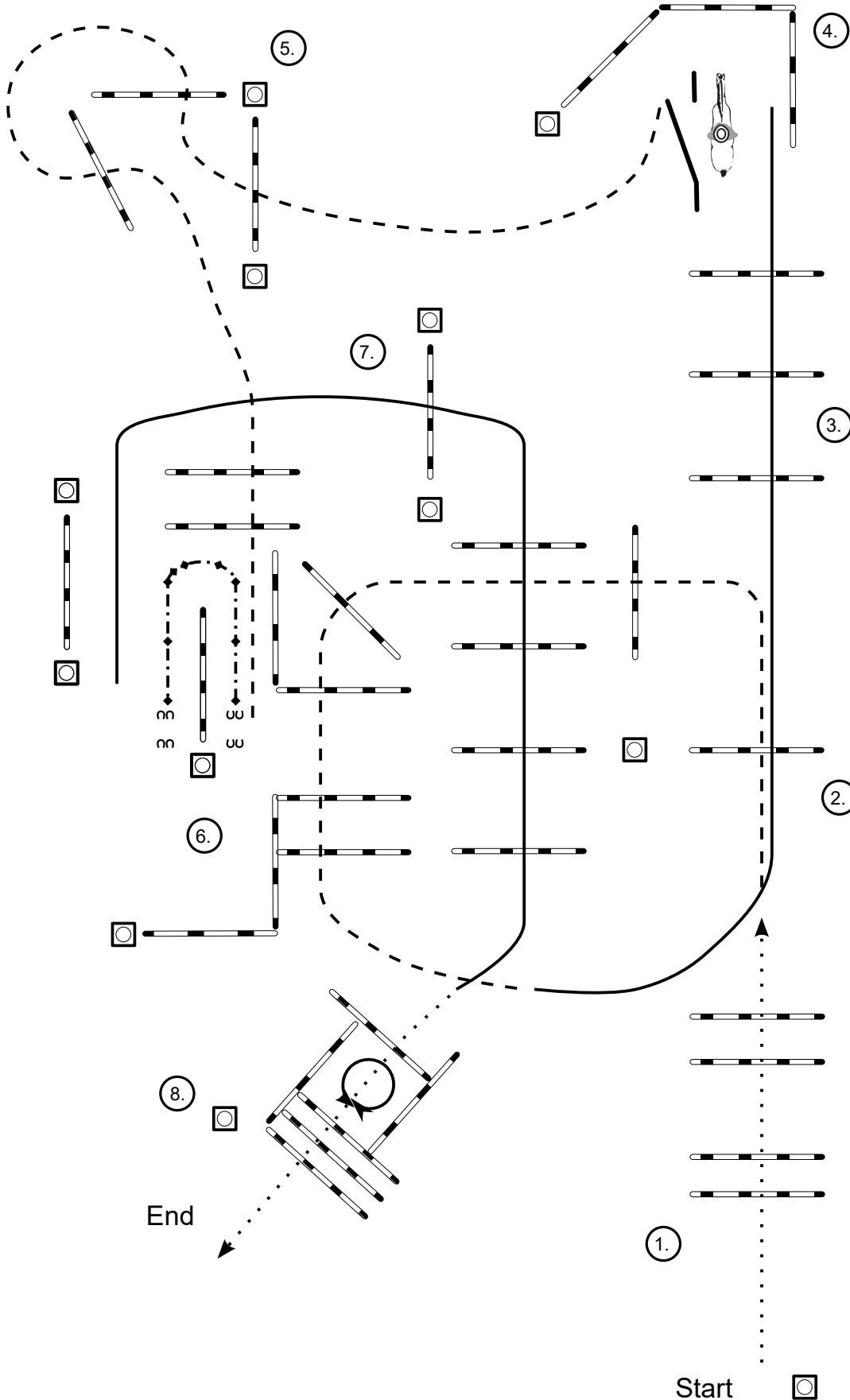


1. Tor (LH)
2. Lope Over (RL)
3. Walk in Box
360° Turn (R/L)
Walk out Box
4. Jog Over
5. Brücke mit Stange
6. Back Up (Schlüsselloch)
7. Seiltor (LH) mit 2 Stangen
8. Klappersack
9. Plane

LH = Left Hand
 RH = Right Hand
 LL = Left Lead
 RL = Right Lead

- Walk
- - - - - Jog
- Lope
- Lope
- ◄- - - - - Backup
- Sidepass
- X — Lead Change

Trail Horse LK 2/1 M jun

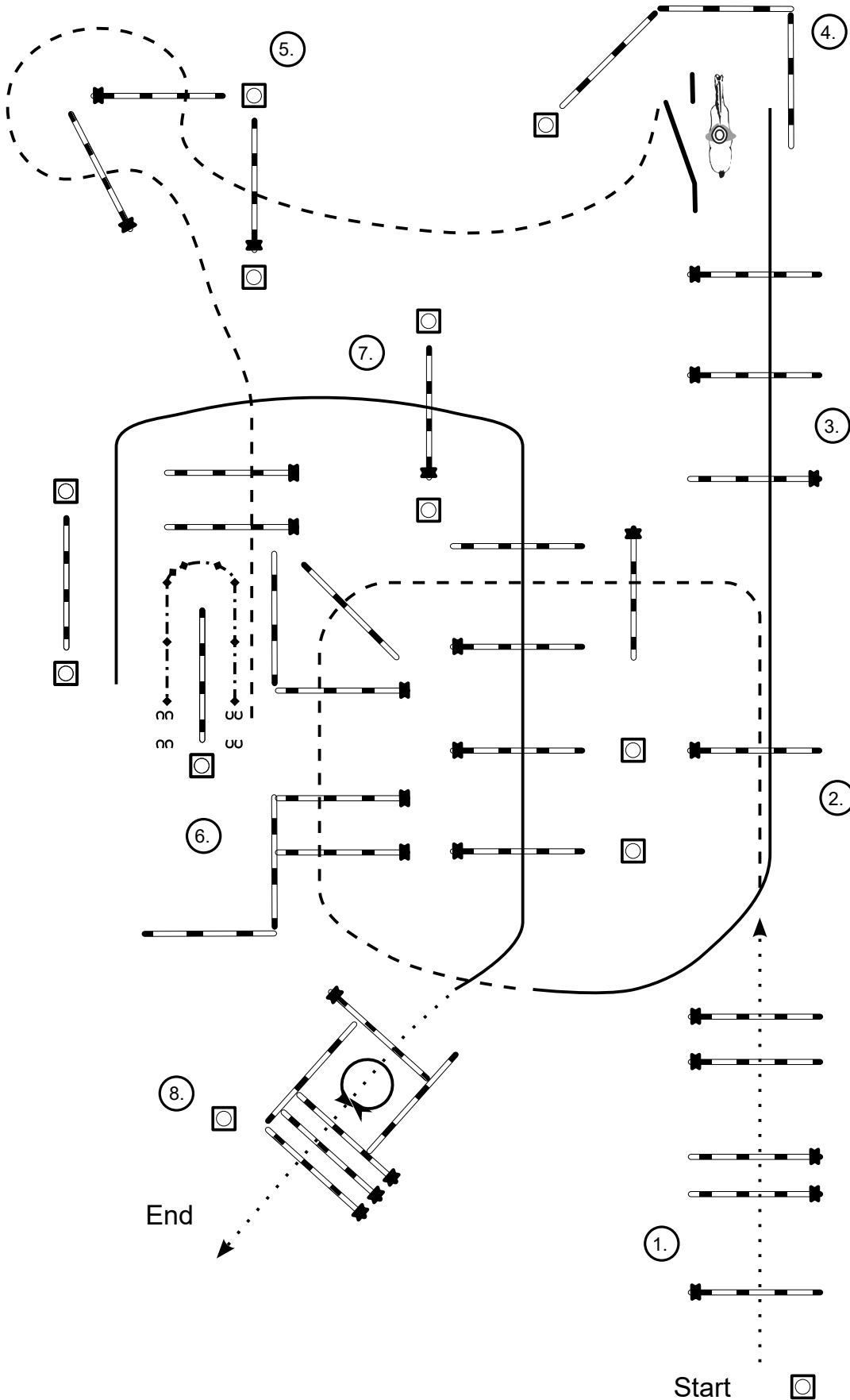


1. Walk Overs
2. Jog Overs
3. Lope (LL) Overs
4. Lope (LL) to Gate - Stop
Gate (LH) - Jog Out
5. Jog Overs
6. Jog into Chute - Stop
Back Up - Lope (RL) out
7. Lope (RL) Overs
8. Walk (Don't Stop)
Walk into Box
360° Turn (Either Way)
Walk Overs

LH = Left Hand
RH = Right Hand
LL = Left Lead
RL = Right Lead

- Walk
- - - - - Jog
- Lope
- ◆ - - ◆ Backup
-> Sidepass
- nn X Lead Change

Trail Horse LK 2/1 A-M / LK 2/1 B-M

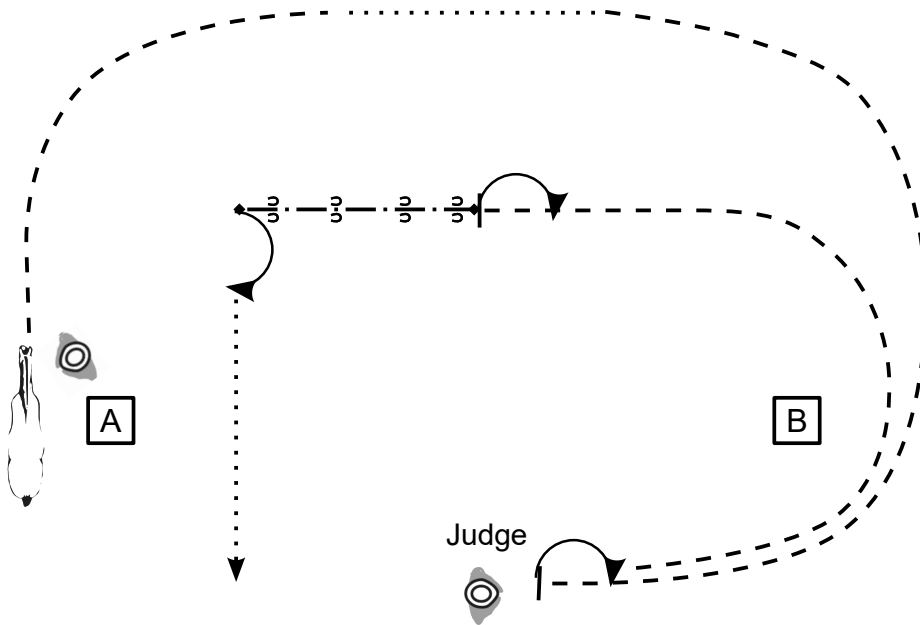


1. Walk Overs
2. Jog Overs
3. Lope (LL) Overs
4. Lope (LL) to Gate - Stop
Gate (LH) - Jog Out
5. Jog Overs
6. Jog into Chute - Stop
Back Up - Lope (RL) out
7. Lope (RL) Overs
8. Walk (Don't Stop)
Walk into Box
360° Turn (Either Way)
Walk Overs

LH = Left Hand
RH = Right Hand
LL = Left Lead
RL = Right Lead

- Walk
- - - - - Jog
- Lope
- ◊ - - - ◊ Backup
-> Sidepass
- nm X ——— Lead Change

Showmanship at Halter LK 1-3

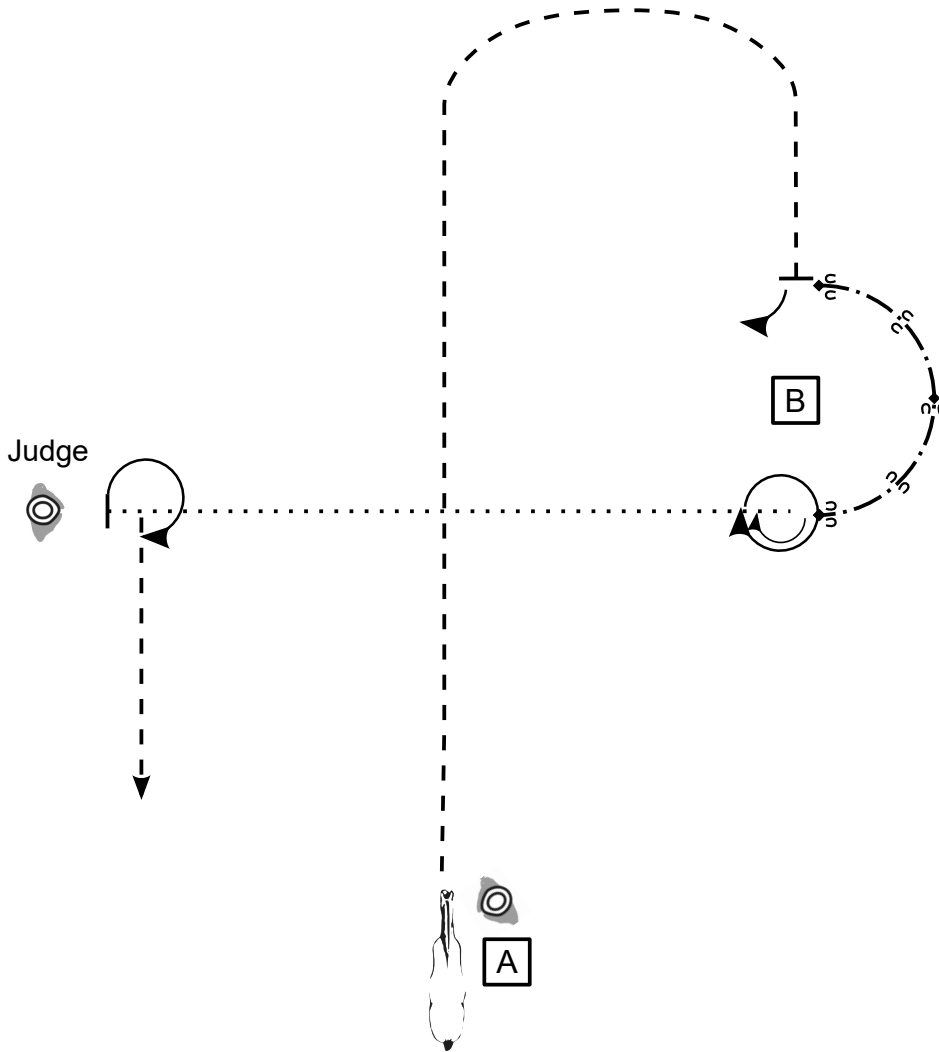


Set Up bei A

1. Jog in einem Bogen
 Walk auf Höhe des Richter
 Jog in einem Bogen um B
 zum Richter
2. Stop - Set Up
3. 180° Turn
4. Jog in einem Bogen um B
 vom Richter weg
 auf Höhe des Richters - Stop
5. 180° Turn
6. Back Up
7. 90° Turn
 Im Walk in die Warm Up Area

- A** Marker
 Walk
 - - - - - Jog
 - - - - - ext. Jog
 ← 3 → → 3 → Back Up

Showmanship at Halter LK 2/1 B-M

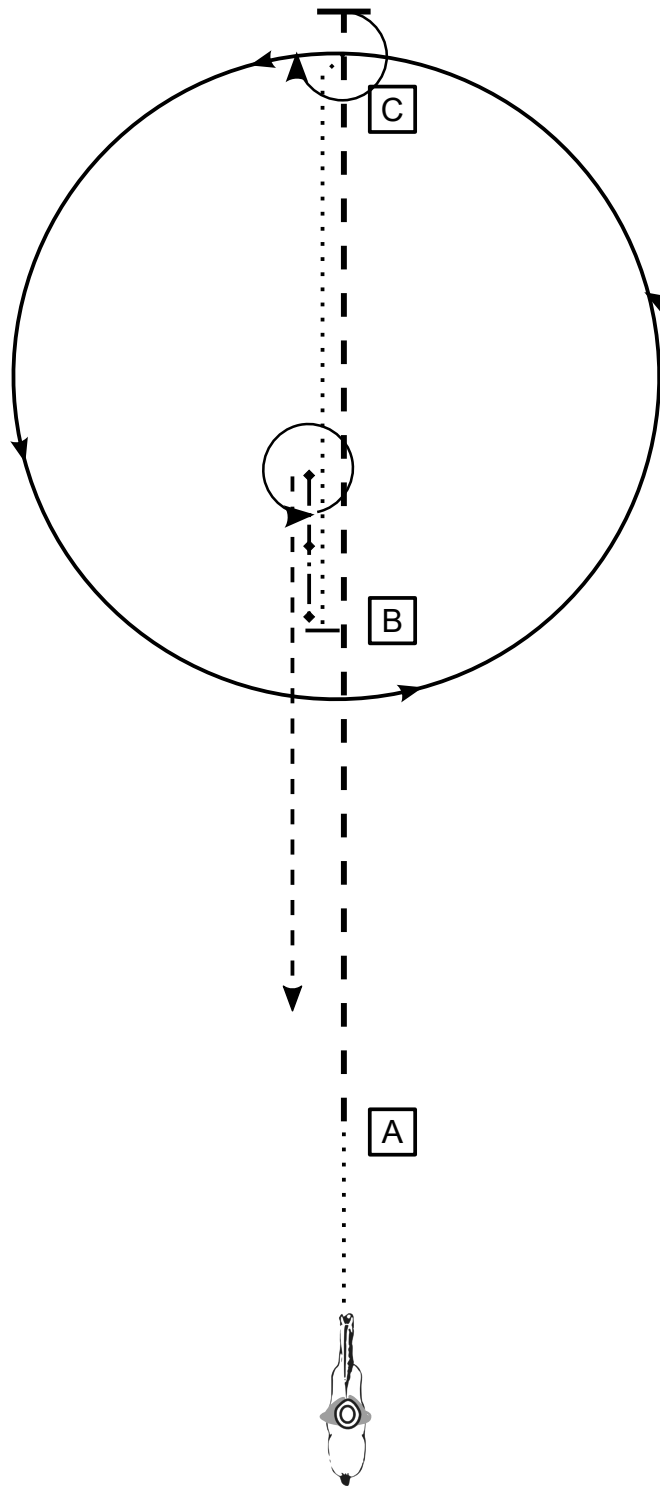


Set Up bei A

1. Jog an B vorbei, bis B - Stop
2. 90° Turn
3. Back Up um B
in Linie mit dem Richter
4. 540° Turn
5. Walk zum Richter
6. Stop - Set Up
7. 270° Turn
Jog in den Warm Up Bereich

- A** Marker
 Walk
 - - - - - Jog
 - - - - - ext. Jog
 ← 3 → → 3 → → 3 → Back Up

Western Horsemanship LK 1 A / LK 2 A

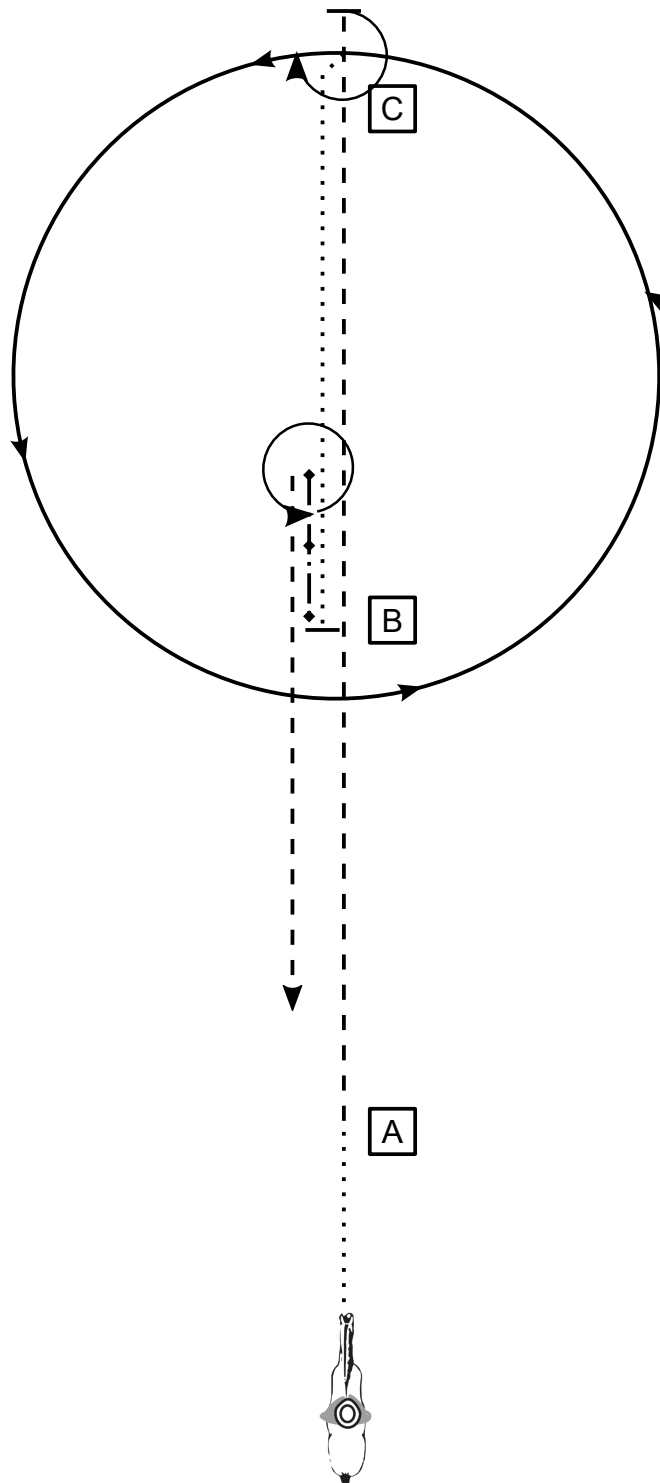


1. Schritt bis A
2. ext. Jog bis hinter C - Stop
3. 270° Drehung rechts
4. sofort angaloppieren
Galoppzirkel links
5. bei C Schritt bis B - Stop
6. Rückwärts
7. 360° Drehung links
Jog in Warm Up Bereich

L = Left
 R = Right
 LL = Left Lead
 RL = Right Lead

[A]	Marker
.....	Walk
- - - - -	Jog
- · - · -	ext. Jog
—————	Lope
—————	ext. Lope
← 2 → · ← 3 → · ← 3 →	Backup
on →	Sidepass
————— X —————	Lead Change

Western Horsemanship LK 1 B / LK 2 B

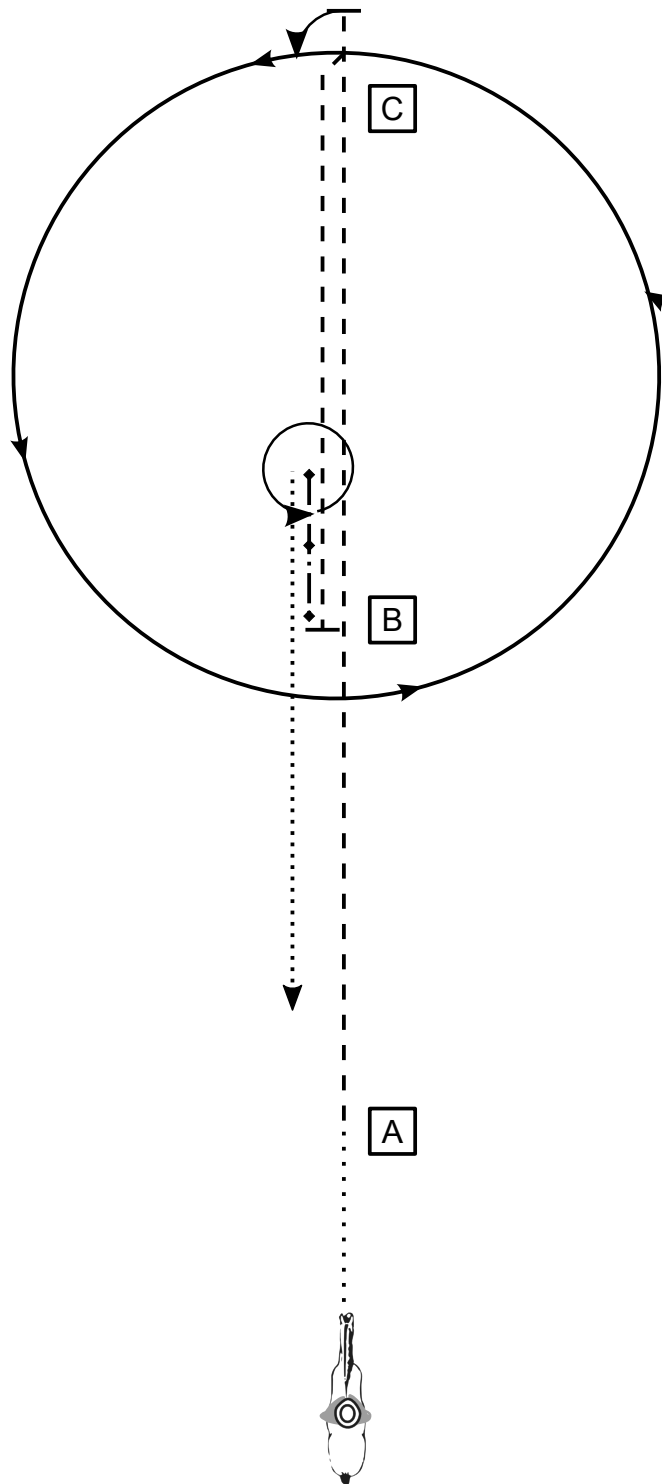


1. Schritt bis A
2. Jog bis hinter C - Stop
3. 270° Drehung rechts
4. Galoppzirkel (links)
5. bei C Schritt bis B - Stop
6. Rückwärts
7. 360° Drehung links
 Jog in Warm Up Bereich

L = Left
 R = Right
 LL = Left Lead
 RL = Right Lead

[A]	Marker
.....	Walk
- - - - -	Jog
- - - - -	ext. Jog
—————	Lope
—————	ext. Lope
← 2 → · → 3 → · → 3 →	Backup
on →	Sidepass
————— X —————	Lead Change

Western Horsemanship LK 3 A / LK 3 B

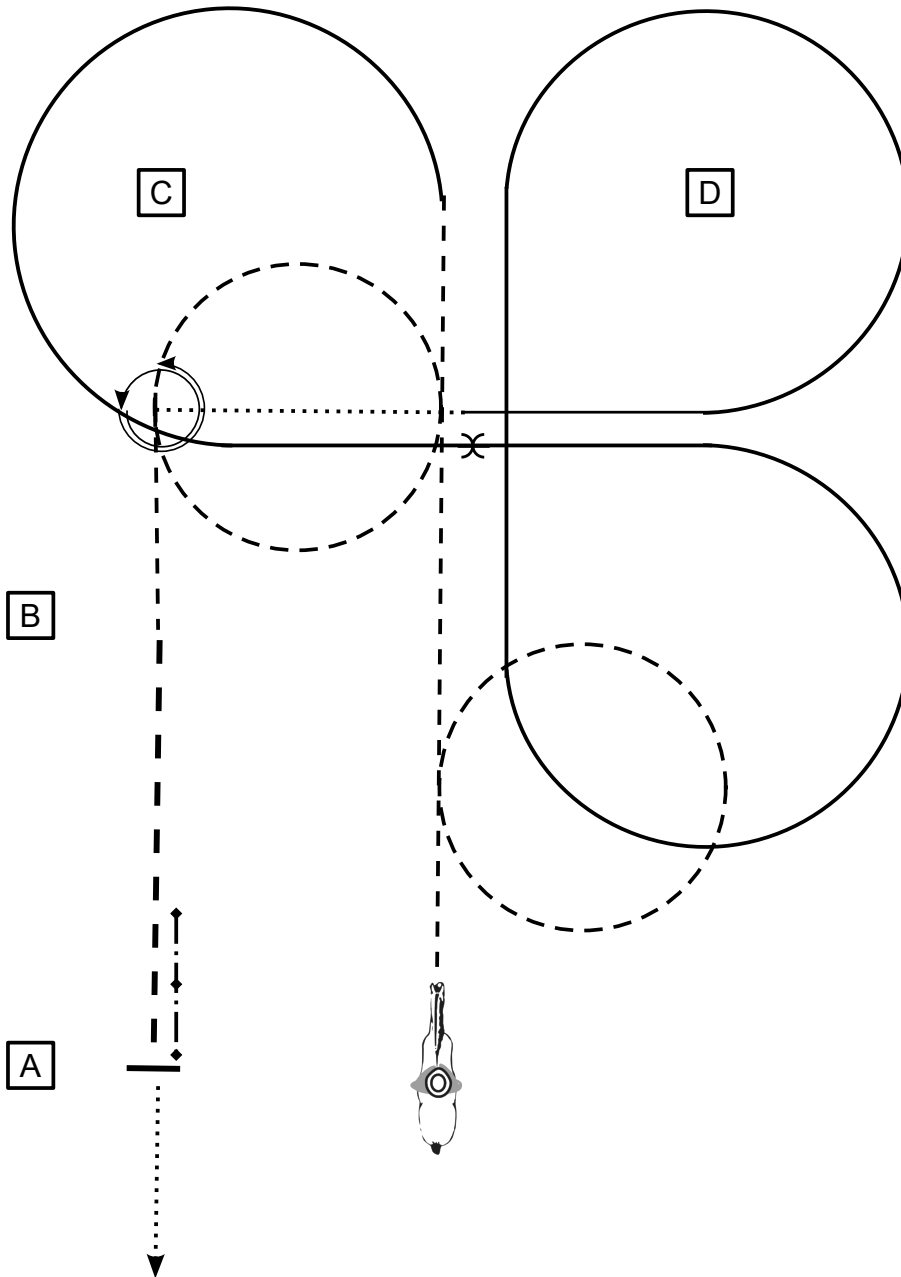


1. Schritt bis A
2. Jog bis hinter C - Stop
3. 90° Drehung links
4. Galoppzirkel (links)
5. bei C Trab bis B - Stop
6. Rückwärts
7. 360° Drehung links
 Schritt in Warm Up Bereich

L = Left
 R = Right
 LL = Left Lead
 RL = Right Lead

A	Marker
.....	Walk
- - - - -	Jog
- - - - -	ext. Jog
_____	Lope
_____	ext. Lope
← 2 → · ← 3 → · ← 3 →	Backup
on →	Sidepass
_____ X _____	Lead Change

Western Horsemanship LK 2/1 A-M



1. Beginnend aus dem Stand Höhe A im Jog, Jogvolte (R), weiter im Jog, Jogvolte (L)
2. Zwischen C und D Lope (LL), Volte um C, Lead Change (fly / simp.), Lope (RL), Volte rechts und weiter zu D, Volte um D, Mitte der Bahn im Walk bis C, Stop
3. 45° HHW (L), Jog bis B, ext. Jog bis A, Stop, Back Up (mind. 1 Pferdelänge) Im Walk zurück in die Warm Up Area

L = Left
 R = Right
 LL = Left Lead
 RL = Right Lead

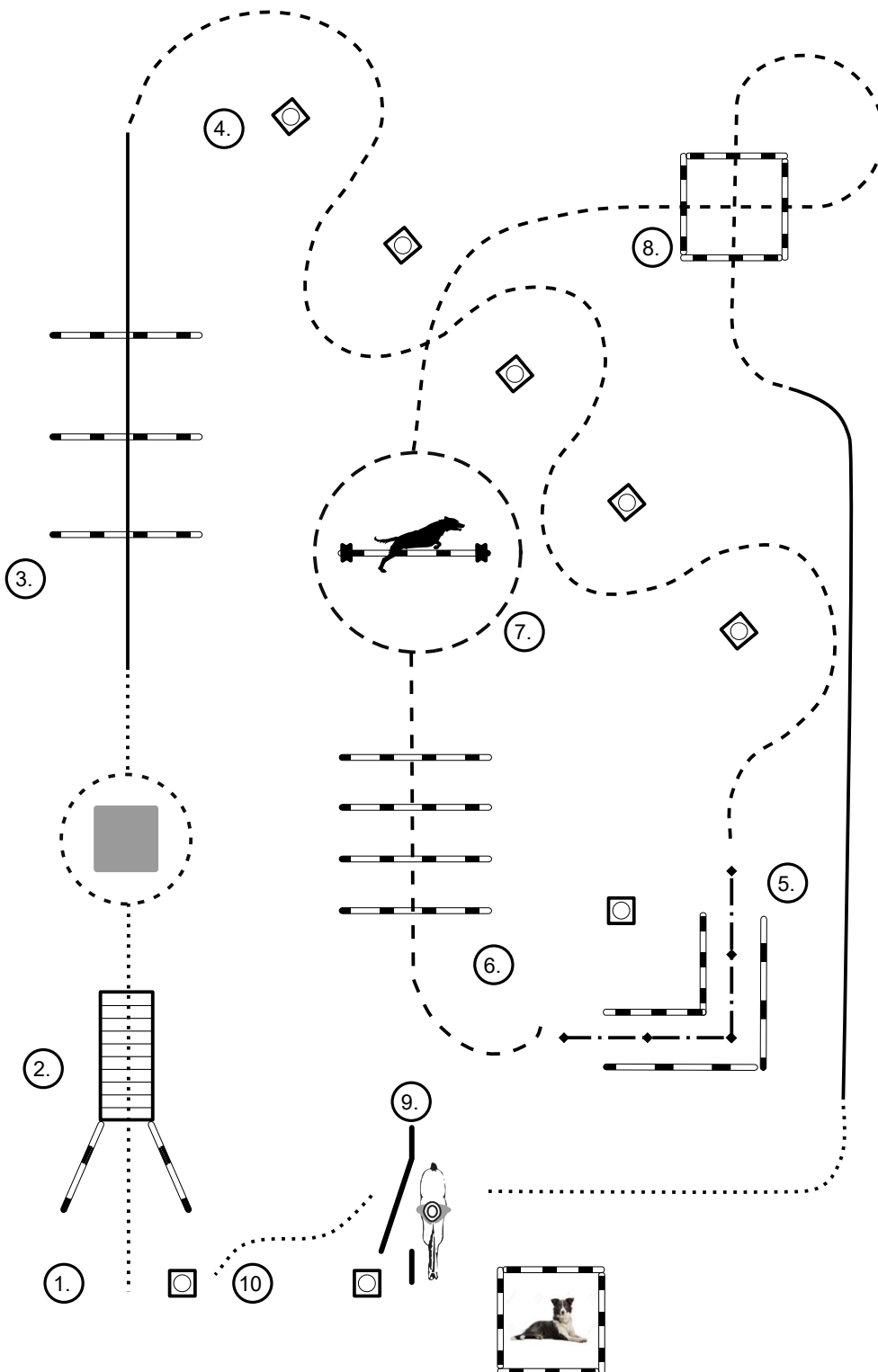
A	Marker
.....	Walk
- - - - -	Jog
- - - - -	ext. Jog
—————	Lope
—————	ext. Lope
↔ ↔ ↔	Backup
no →	Sidepass
————— X	Lead Change

Horse & Dog Trail LK 1/2 A/B



1. Einreiten
 an Pylone anhalten
 + Hund ableinen
2. Walk über Brücke
 + Hund voraus schicken
 + Hund auf Podest ablegen
 um das Podest herum reiten
 + Hund bei Fuß aus der Bewegung
3. Lope Over
 + Hund bei Fuß über Stangen
4. Jog Slalom
 + Hund bei Fuß
5. Anhalten, Turn, Back Up "L"
 + Hund zur Pylone schicken und dort ablegen
6. Jog Over
 + Hund bei Fuß über Stangen
7. Jog am Sprung vorbei
 + Hund springt über Sprung
8. Jog Over
 + Hund bei Fuß und durch das Quadrat Lope
 + Hund bei Fuß
9. Tor
 + Hund in Box ablegen
 + Hund durch das Tor rufen
 + Hund an Pylone ablegen
 Walk
 + Hund bei Fuß
10. Anhalten, absteigen
 Hund anleinen

- Walk
- - - - - Jog
- Lope
- ◄ — — — — — ► Backup
- on> Sidepass
- X ———— Lead Change

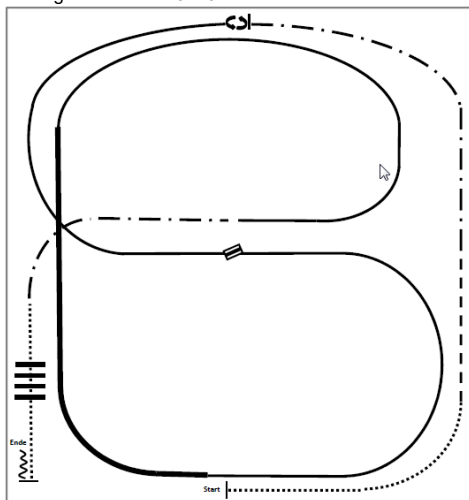


Ranch Riding

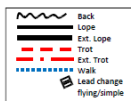
LK 1/2 jun

Stand 12/2017

Pattern RR #10: LK 1/2 A/B jun.
 Arenagröße: mind. 20x40m



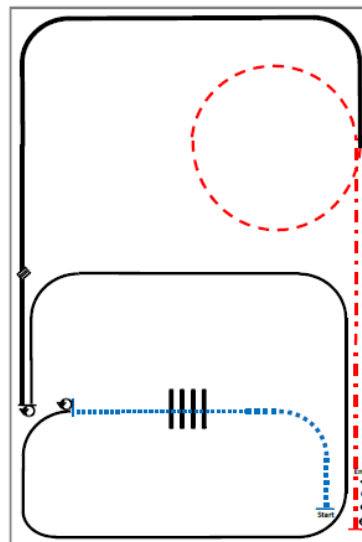
1. Walk
2. Trot
3. Ext. Trot, Stop
4. Turn left 360°
5. Lope left lead
6. Change leads
7. Lope right lead
8. Ext. Lope right lead
9. Lope right lead
10. Ext. Trot
11. Walk over
12. Stop, Back



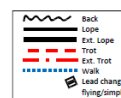
LK 1 A sen / LK 2 A sen

Stand 12/2017

Pattern RR #2: LK 1/2 A/B sen. Quali
 Arenagröße: mind. 20x40m



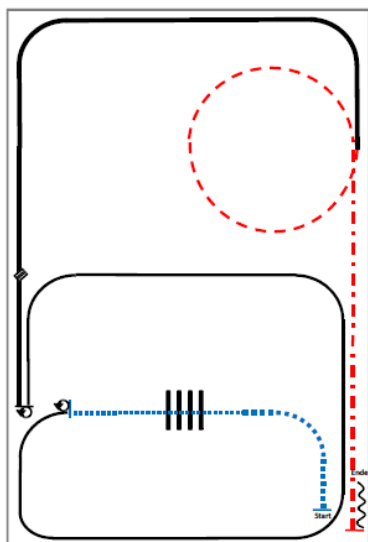
- 1) Extended walk.
- 2) Walk over, walk.
- 3) Stop, 360° turn left.
- 4) Lope left lead.
- 5) Stop, 180° turn right.
- 6) Lope left lead, lead change.
- 7) Lope right lead, extended lope.
- 8) Trot small circle.
- 9) Extended trot.
- 10) Stop, back.



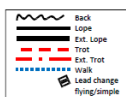
LK 1/2 B

Stand 12/2017

Pattern RR #2: LK 1/2 A/B sen. Quali
 Arenagröße: mind. 20x40m



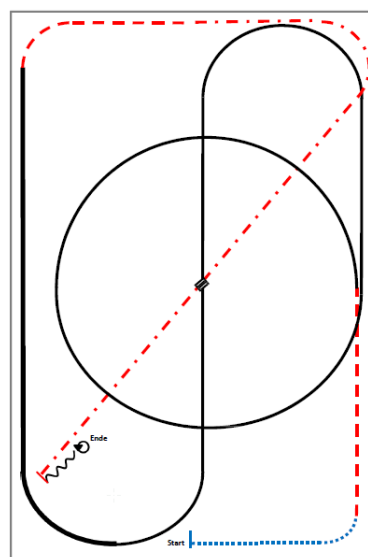
- 1) Extended walk.
- 2) Walk over, walk.
- 3) Stop, 360° turn left.
- 4) Lope left lead.
- 5) Stop, 180° turn right.
- 6) Lope left lead, lead change.
- 7) Lope right lead, extended lope.
- 8) Trot small circle.
- 9) Extended trot.
- 10) Stop, back.



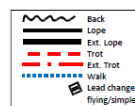
LK 3 A / LK 3 B

Stand 12/2017

Pattern RR #1: LK3 A/B
 Arenagröße: mind. 20x40m



- 1) Walk.
- 2) Trot.
- 3) Lope left lead circle, lope.
- 4) Leadchange in the center.
- 5) Lope right lead.
- 6) Extended lope.
- 7) Trot.
- 8) Extended trot.
- 9) Stop, back.
- 10) 360° turns each direction either way first.



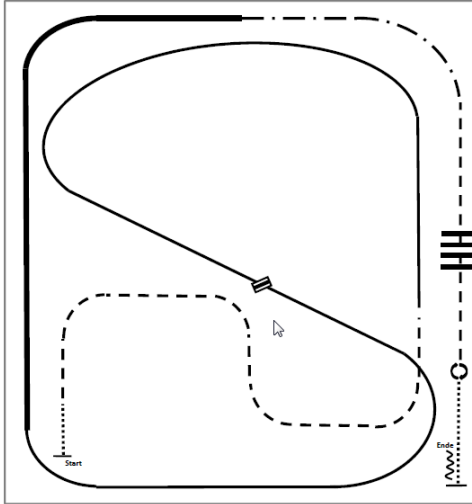
Landesmeisterschaften EWU Baden-Württemberg
 Kehl-Marlen
 26.- 29.07.2018

Ranch Riding

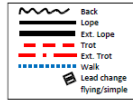
LK 2/1 M jun

Stand 12/2017

Pattern RR #9: LK 1/2 A/B jun.
 Arenagröße: mind. 20x40m



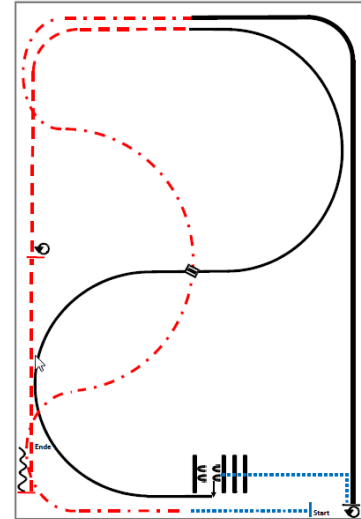
1. Walk
2. Trot
3. Lope left lead
4. Change leads
5. Lope right lead
6. Ext. Lope right lead
7. Ext. Trot
8. Trot
9. Trot over
10. Stop, Turn 360° each direction (either way first)
11. Walk, Stop, Back



LK 2/1 A-M / LK 2/1 B-M

Stand 12/2017

Pattern RR #6: LK 1/2 A/B sen. Quali
 Arenagröße: mind. 20x40m



- 1) Walk.
- 2) Extended trot serpentines.
- 3) Extended lope right lead.
- 4) Stop, 180° turn right.
- 5) Walk.
- 6) Walkover, sidepass left.
- 7) Lope right lead.
- 8) Leadchange.
- 9) Lope left lead.
- 10) Trot.
- 11) Stop, 360° turns each direction either way first.
- 12) Trot, stop, back.

