

Patternliste

Reining:

LK 3A ,LK 3 B Y 190 Youth	Pt. 6
LK 4	Pt.12
R 841 Jacket, O 340 Open	Pt. 4
LK 1 / 2, N 370 Non Pro	Pt. 11
R 840 Rasseoffen	Pt. 8

Westernriding:

LK 1 / 2, N 340 Non Pro	Pt. 4
-------------------------	-------

Superhorse:

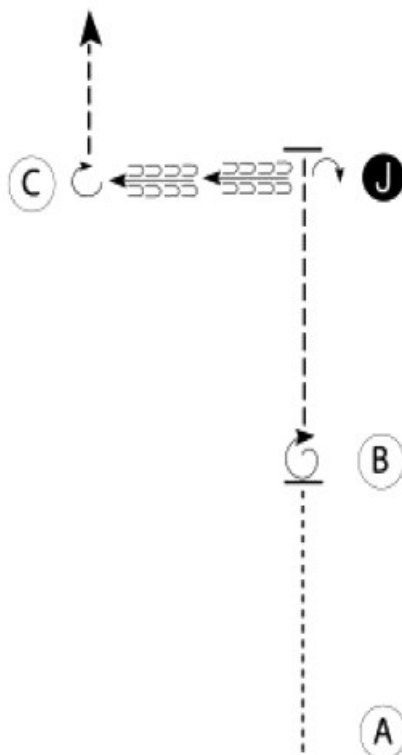
LK 1 / 2	Pt. 2
----------	-------

Ranch Riding / Ranch Pleasure:

LK 5 A, LK 5 B, LK 4 A, LK 4 B	Pt. 17
LK 1 / 2, LK 3 A, LK 3 B	Pt. 13
O 550 Ranch Pleasure Open	Pt. 13

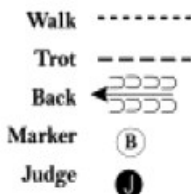
Showmanship at Halter

LK 1 / 2



Be ready at A.

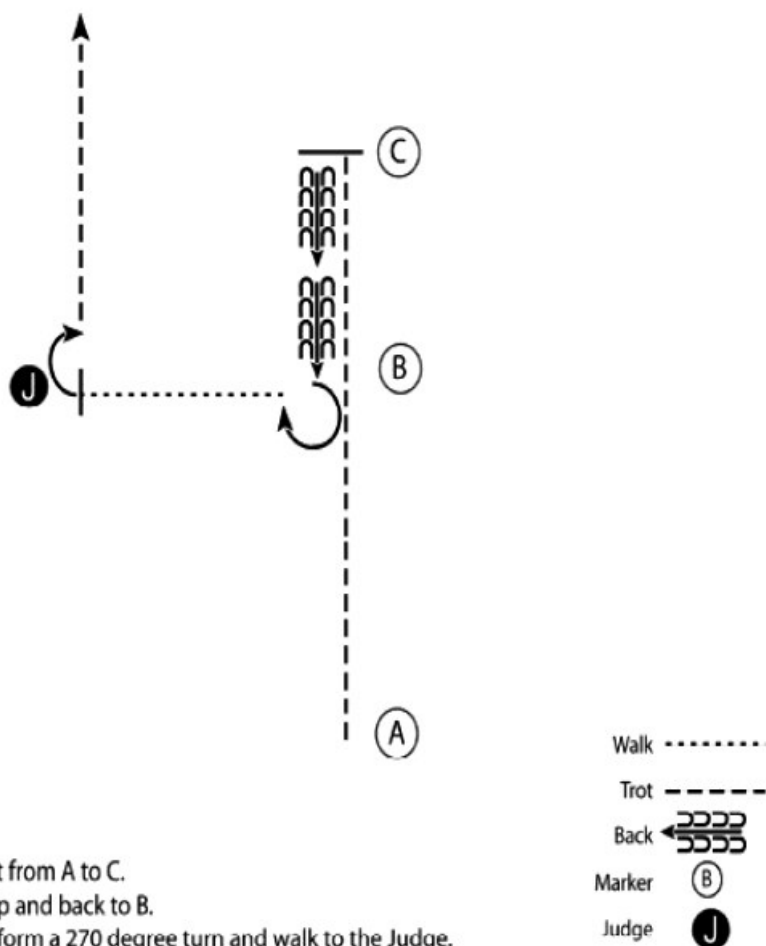
1. Walk A to B.
2. Stop at B and perform a 360 degree turn.
3. Trot until even with Judge.
4. Stop and perform a 90 degree turn; set up for inspection.
5. When dismissed, back to C.
6. Perform a 270 degree turn and trot straight away.



Trot back to the warmup area

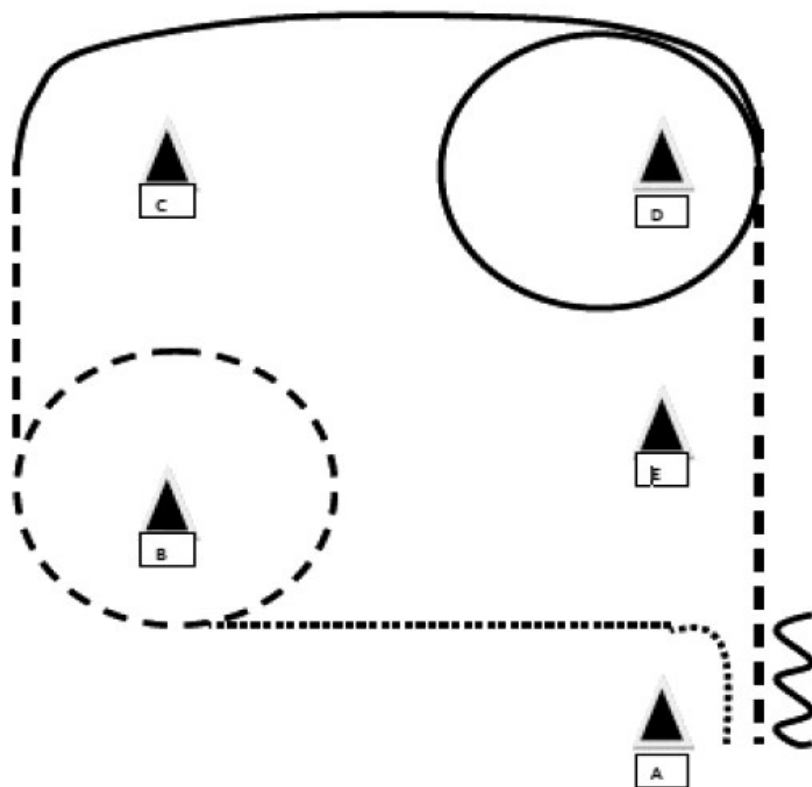
Showmanship at Halter

LK 3 A, LK 3 B, LK 4 / 5 A, LK 4 / 5 B
N310 N0n Pro, Y 110 Youth




Western Horsemanship

LK 4/5 A, LK 4/5 B

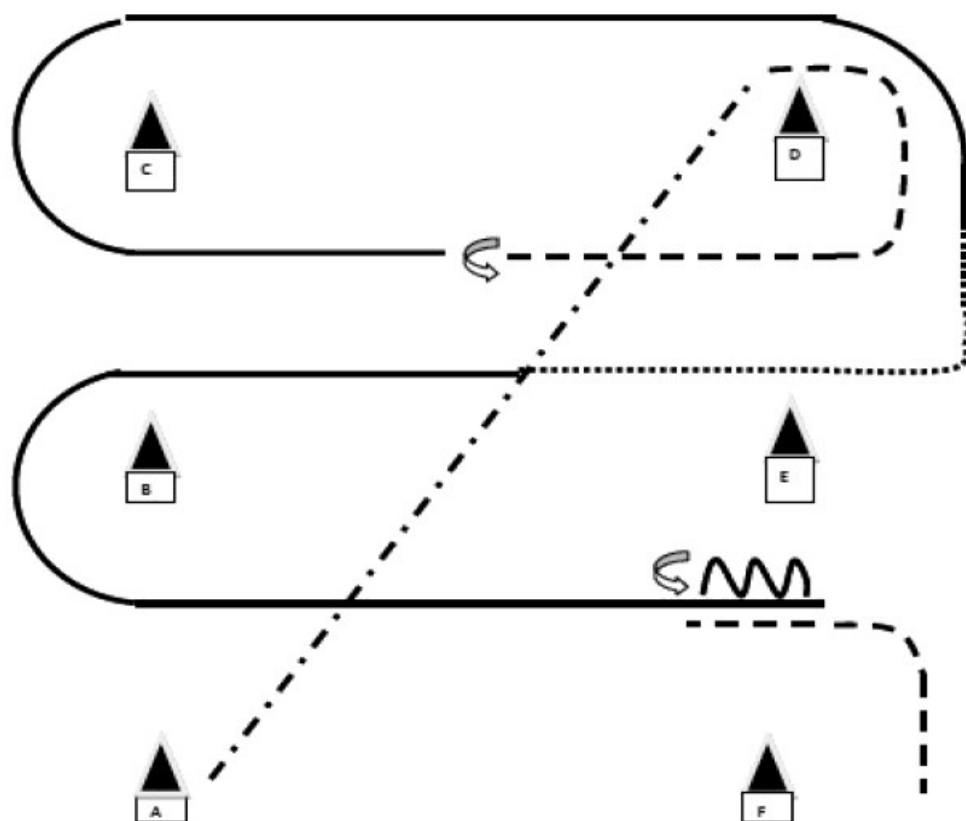


Bei A aus dem Stand Walk bis B
Jogvolte um B
Bei C Lope, um D
Danach Jog bis A
Stop, 1 Pferdelänge Back

Walk ———
Jog ———
Lope ———
Back 

Western Horsemanship, Western Equitation

LK 3 A, 3 B, LK 1 / 2, N 320 Non Pro

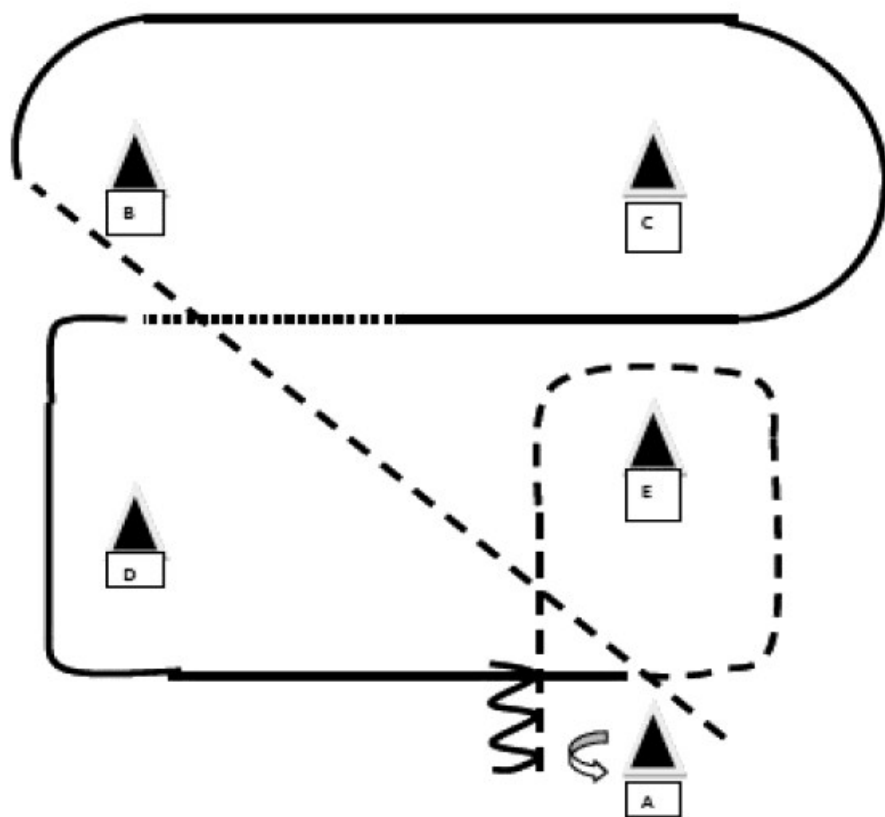


Bei A aus dem Stand Extended Jog bis D
Um D Jog bis zwischen C und D
Stop, 360° HHW rechts
Lope right um C und D
Zwischen D und E Walk
Zwischen E und B Lope left, um B bis E
Stop, Pferdelänge Back, 360° HHW links
Jog bis F, Stop



Walk	-----
Jog	- - - - -
Lope	=====
Ext. Jog	-----
Back	~~~~~
HHW	↻

Western Equitation

Rasseoffen

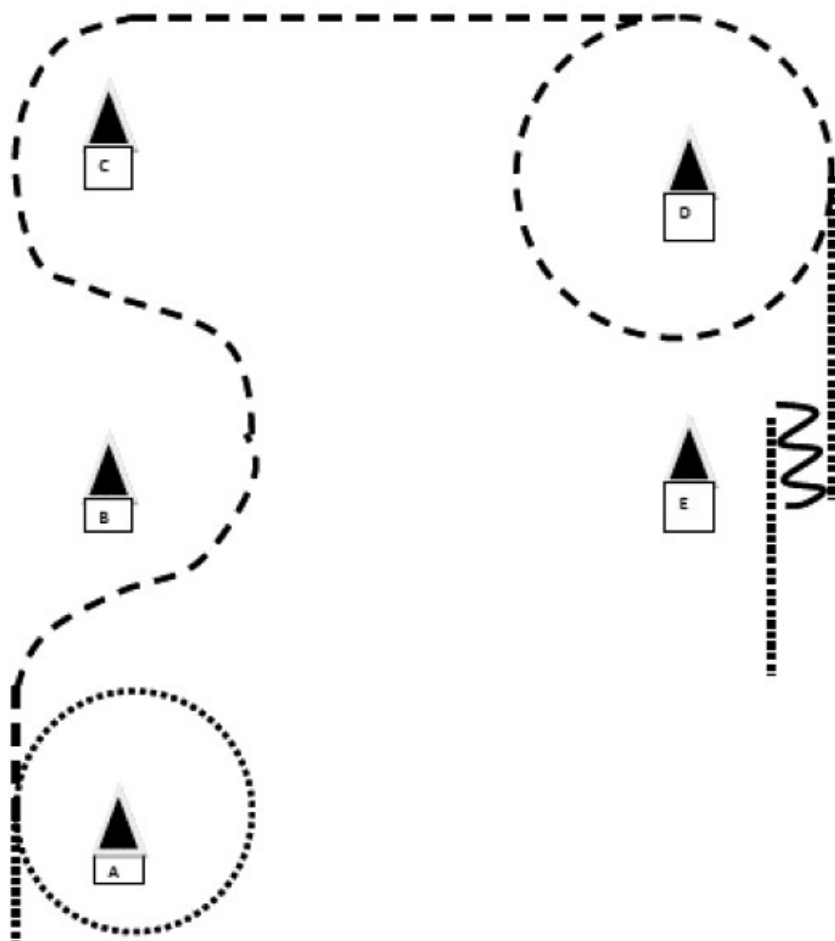


Bei A aus dem Stand Jog
Bei B Lope right, um C
Zwischen B und C Walk
Auf Höhe B Lope left, um D
Bei A Jog, um E
Bei A Stop, 360° HHW (opt. re/li), Pferdelänge Back

Walk
Jog - - - - -
Lope - - - - -
Back 
HHW 

Walk Trot Western Equitation

Rasseoffen

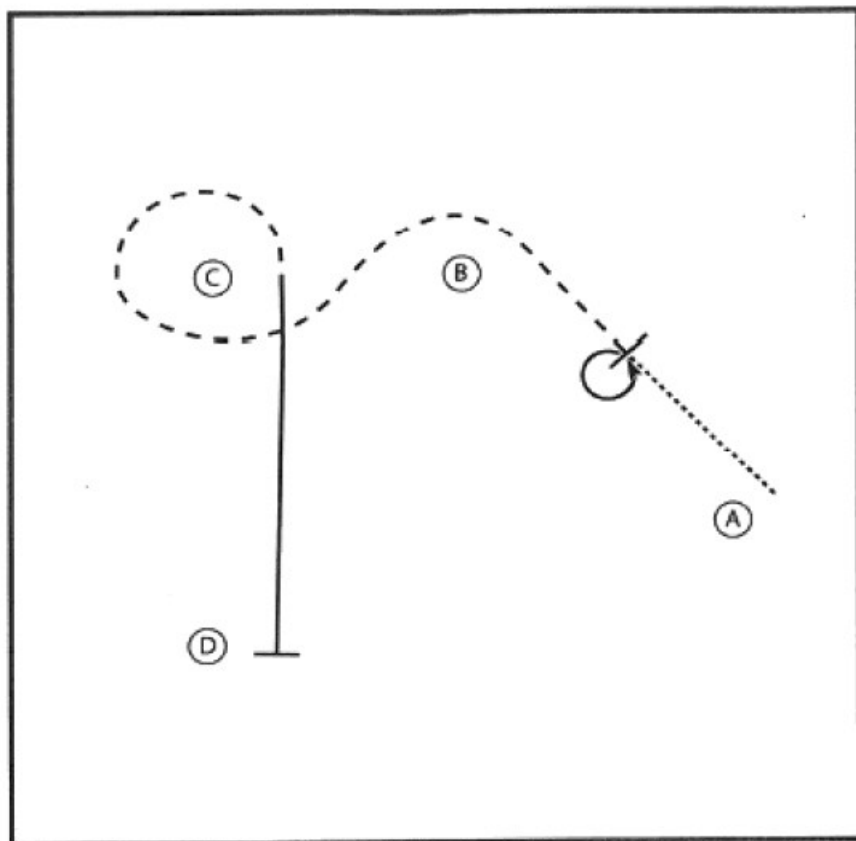


Bei A aus dem Stand Schritt, eine Volte um A
Danach antraben, Slalom um B un C
Trabvolte um D
Im Schritt bis E
Anhalten, eine Pferdelänge Rückwärts
Im Schritt zurück zum Warm Up Bereich

Walk: - - - - -
Jog:
Back: ~~~~~

Hunt Seat Equitation

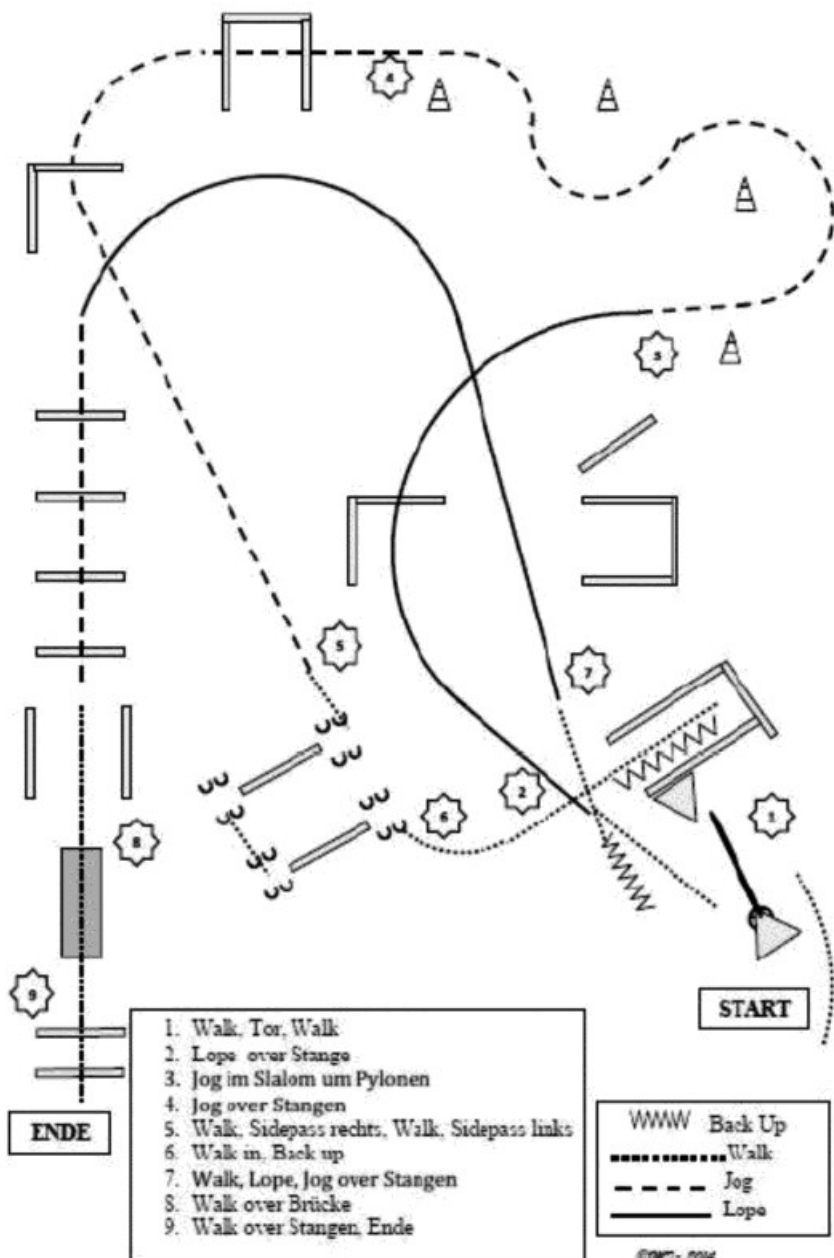
N 110 Non Pro



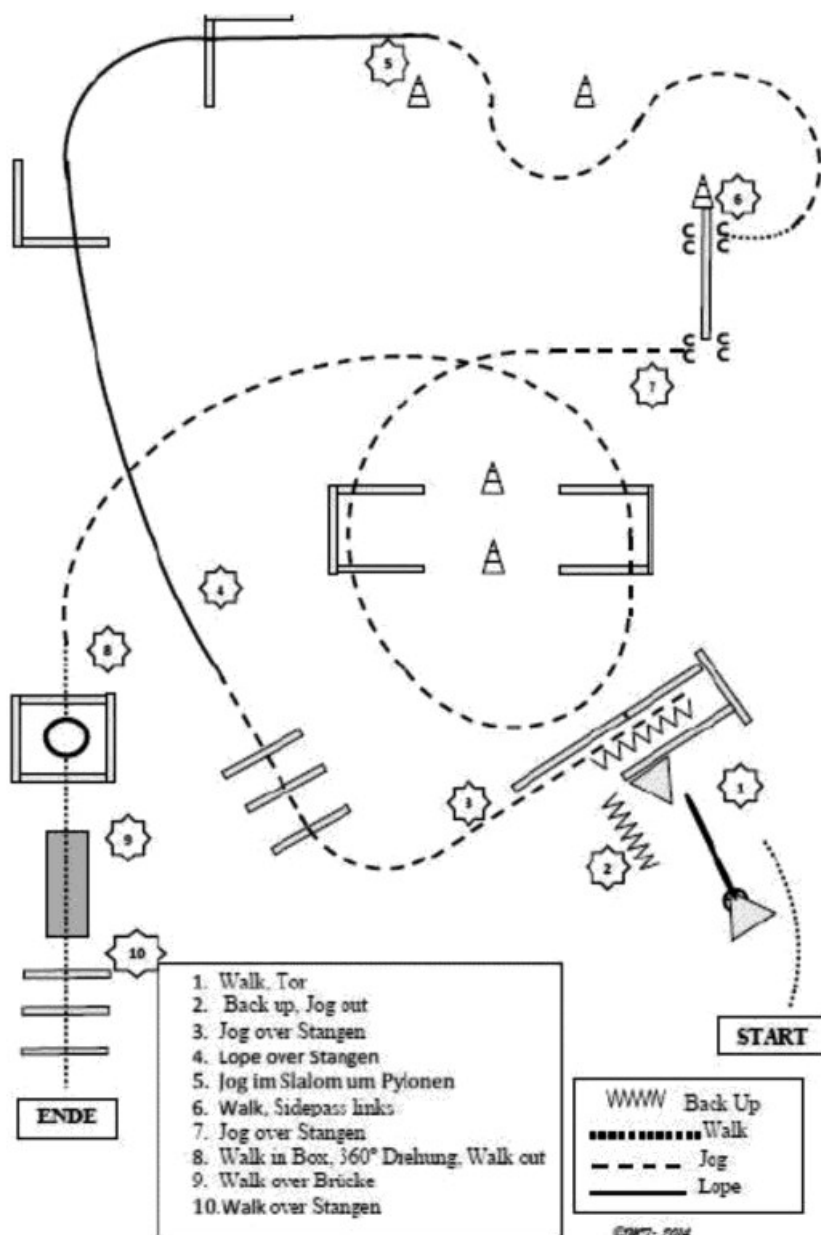
1. At A walk halfway to B
2. Stop and perform a 360 degree turn to the left on the hindquarters
3. Posting trot to and around B and in a circle around C, performing proper change of diagonal
4. At C canter to D on the right lead
5. Stop at D

Walk
Trot	-----
Extended Trot	-----
Canter	—————
Leg Yield	
Lead Change	↗↘
Back	←←←
Marker	⊗
Sidepass	→←

Trail LK 4/5 A/B

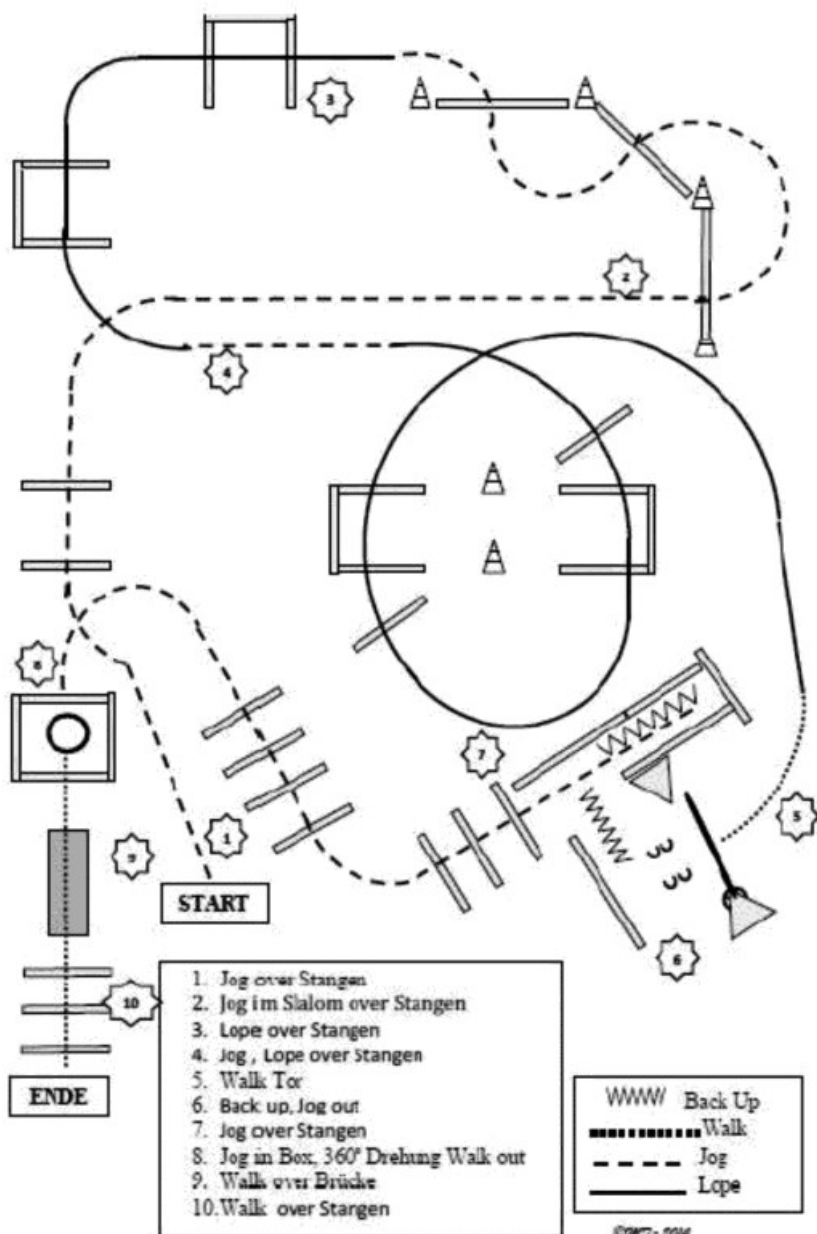


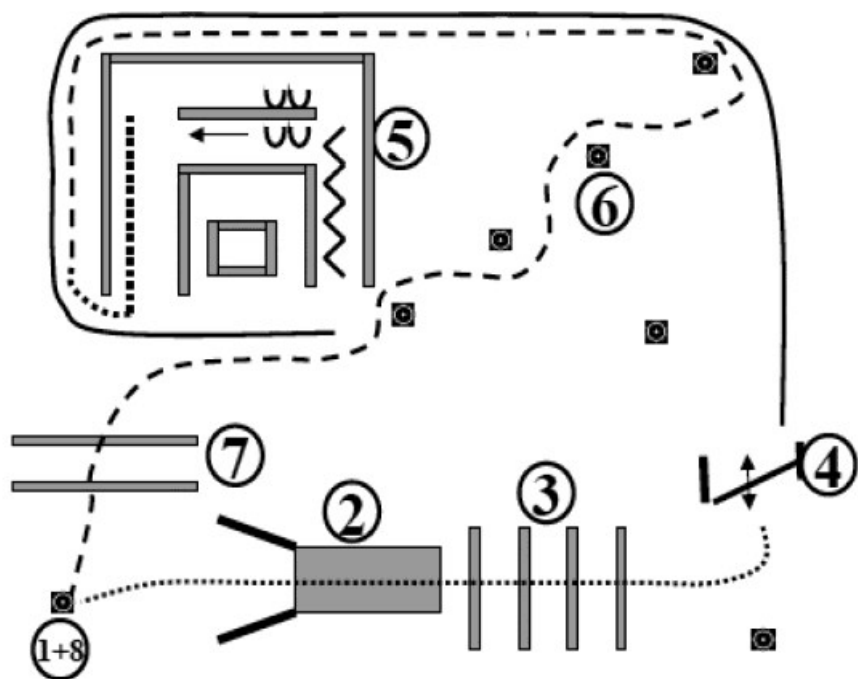
Trail LK 3 A/B - Trail Non-Pro (N350) – Trail Open jun (O381) und Trail Rasseoffen (R830)



Trail sen. Open (O382) – Jackpot Trail (R831)

Trail LK 1/2





- 1) Hund ableinen. Hund ablegen.
- 2) Brücke,
- 3) Walk over, Hund abrufen und an der Pylone ablegen.
- 4) Tor, öffnen durchreiten und den Hund durch das geöffnete Tor nachkommen lassen, Hund an der Pylone ablegen, Tor schließen
- 5) Lope Hund bei Fuß, Hund in Box ablegen, Back, Seitwärts, Walk out, Hund abrufen
- 6) Jog, Jog Slalom um Pylonen Hund bei Fuß
- 7) Jog over, Hund bei Fuß
- 8) Absteigen Hund anleinen und zu Fuß die Arena verlassen

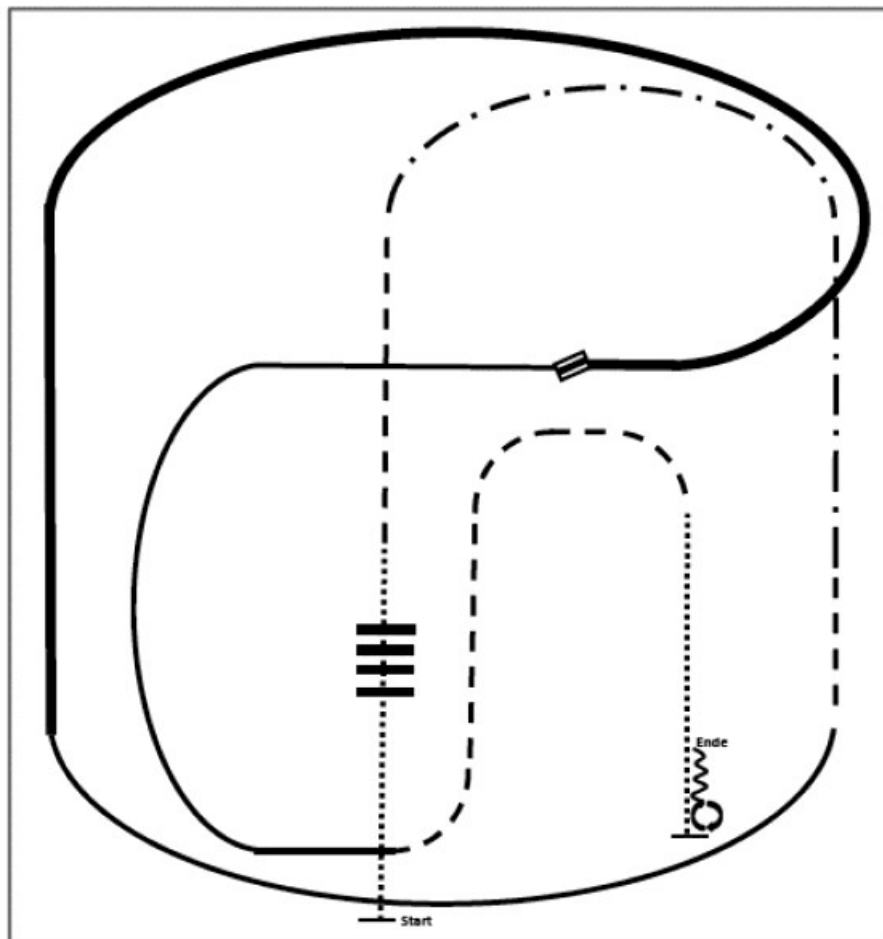
Ranch Riding LK 1/2 – LK 3A – LK 3B

Ranch Pleasure Open (O550)

03/2015

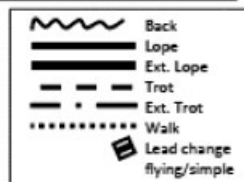


2015 Ranch Riding Pattern 13 (Arenagröße mind. 20x40):
LK 1-3 A/B



- 1.Walk over
- 2.Trot
- 3.Ext.Trot, Trot
- 4.Lope right lead
- 5.Ext. Lope right lead
- 6.Change leads
- 7.Lope left lead

- 8.Trot
- 9.Walk
- 10.Stop, Turn 360° each direction
(either way first)
- 11.Back

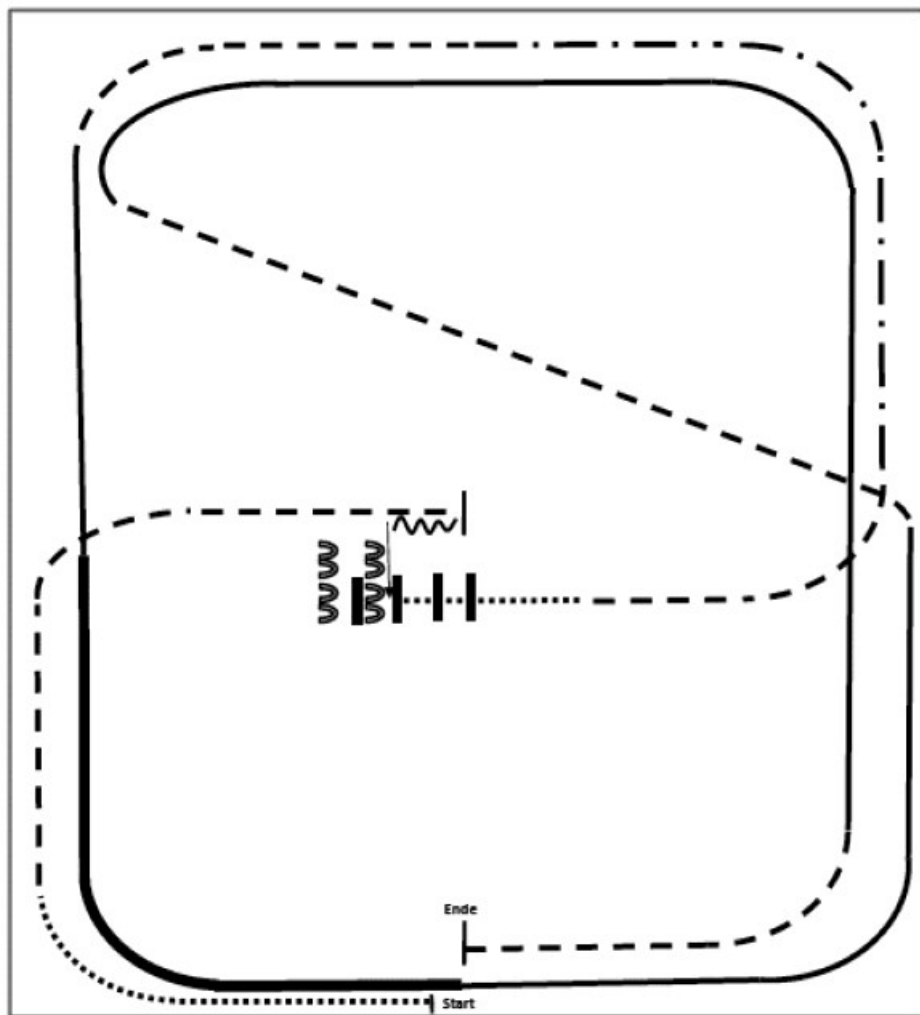


Ranch Riding LK 5A – 5B – 4 A – 4 B

03/2015



2015 Ranch Riding Pattern 17 (Arenagröße mind. 20x40):
LK 4/5 A/B



- 1.Walk
- 2.Trot
- 3.Stop, Back
- 4.Sidepass right ¼ way
- 5.Walk over
- 6.Trot
- 7.Ext. Trot, Trot

- 8.Lope left lead
- 9.Ext. Lope left lead
- 10.Lope left lead
- 11.Trot
- 12.Lope right lead
- 13.Jog, Stop

